

**MONITEAU
SCHOOL DISTRICT**

~~~~~

FINANCIAL STATEMENTS  
FOR THE YEAR ENDED JUNE 30, 2024

**MONITEAU**  
**SCHOOL DISTRICT**  
BUTLER COUNTY, PENNSYLVANIA

FINANCIAL STATEMENTS

AND

OTHER INFORMATION REQUIRED BY  
GOVERNMENT AUDITING STANDARDS  
AND UNIFORM GUIDANCE

WITH REPORTS OF

CERTIFIED PUBLIC ACCOUNTANT

**FOR THE YEAR ENDED JUNE 30, 2024**

**MONITEAU SCHOOL DISTRICT**  
**BUTLER COUNTY, PENNSYLVANIA**  
**TABLE OF CONTENTS**

|                                                                                                                                                                         | <b><u>PAGE</u></b> |
|-------------------------------------------------------------------------------------------------------------------------------------------------------------------------|--------------------|
| INDEPENDENT AUDITOR'S REPORT .....                                                                                                                                      | i-iii              |
| MANAGEMENT'S DISCUSSION AND ANALYSIS .....                                                                                                                              | iv-xi              |
| <b>BASIC FINANCIAL STATEMENTS:</b>                                                                                                                                      |                    |
| <b>EXHIBIT A</b> – STATEMENT OF NET POSITION .....                                                                                                                      | 1                  |
| <b>EXHIBIT B</b> – STATEMENT OF ACTIVITIES .....                                                                                                                        | 2                  |
| <b>EXHIBIT C</b> – BALANCE SHEET – Governmental Funds .....                                                                                                             | 3                  |
| <b>EXHIBIT D</b> – RECONCILIATION OF THE GOVERNMENTAL FUNDS BALANCE SHEET<br>TO THE STATEMENT OF NET POSITION .....                                                     | 4                  |
| <b>EXHIBIT E</b> - STATEMENT OF REVENUES, EXPENDITURES AND CHANGES IN<br>IN FUND BALANCES- Governmental Funds .....                                                     | 5                  |
| <b>EXHIBIT F</b> – RECONCILIATION OF THE GOVERNMENTAL FUNDS STATEMENT OF<br>REVENUES, EXPENDITURES AND CHANGES IN FUND BALANCES<br>TO THE STATEMENT OF ACTIVITIES ..... | 6                  |
| <b>EXHIBIT G</b> - STATEMENT OF REVENUES, EXPENDITURES AND CHANGES IN<br>IN FUND BALANCES, BUDGET AND ACTUAL – General Fund .....                                       | 7                  |
| <b>EXHIBIT H</b> – STATEMENT OF NET POSITION – Proprietary Funds .....                                                                                                  | 8                  |
| <b>EXHIBIT I</b> - STATEMENT OF REVENUES, EXPENSES AND CHANGES IN FUND<br>NET POSITION – Proprietary Funds .....                                                        | 9                  |
| <b>EXHIBIT J</b> - STATEMENT OF CASH FLOWS – Proprietary Funds .....                                                                                                    | 10                 |
| <b>EXHIBIT K</b> – STATEMENT OF NET POSITION – Fiduciary Funds .....                                                                                                    | 11                 |
| <b>EXHIBIT L</b> – STATEMENT OF CHANGES IN NET POSITION – Fiduciary Funds .....                                                                                         | 12                 |
| NOTES TO THE FINANCIAL STATEMENTS .....                                                                                                                                 | 13-46              |

**MONITEAU SCHOOL DISTRICT**  
**BUTLER COUNTY, PENNSYLVANIA**  
**TABLE OF CONTENTS**

|                                                                                                                                                                                                                               | <b><u>PAGE</u></b> |
|-------------------------------------------------------------------------------------------------------------------------------------------------------------------------------------------------------------------------------|--------------------|
| <b>REQUIRED SUPPLEMENTARY INFORMATION:</b>                                                                                                                                                                                    |                    |
| SCHEDULE OF SCHOOL DISTRICT’S PROPORTIONATE SHARE OF NET PENSION<br>LIABILITY – DEFINED BENEFIT PENSION PLAN.....                                                                                                             | 47                 |
| SCHEDULE OF SCHOOL DISTRICT’S CONTRACTUALLY REQUIRED CONTRIBUTIONS<br>– DEFINED BENEFIT PENSION PLAN.....                                                                                                                     | 48                 |
| SCHEDULE OF SCHOOL DISTRICT’S PROPORTIONATE SHARE OF NET OPEB<br>LIABILITY – PSERS PLAN.....                                                                                                                                  | 49                 |
| SCHEDULE OF SCHOOL DISTRICT’S CONTRACTUALLY REQUIRED OPEB<br>CONTRIBUTIONS PLAN – PSERS PLAN.....                                                                                                                             | 50                 |
| SCHEDULE OF CHANGES IN THE TOTAL OPEB LIABILITY AND RELATED RATIOS<br>DISTRICT POST-RETIREMENT HEALTHCARE PLAN.....                                                                                                           | 51                 |
| NOTES TO REQUIRED SUPPLEMENTARY INFORMATION.....                                                                                                                                                                              | 52-54              |
| <b>SUPPLEMENTARY INFORMATION AS REQUIRED BY GOVERNMENT AUDITING<br/>STANDARDS AND THE UNIFORM GUIDANCE:</b>                                                                                                                   |                    |
| Independent Auditor’s Report on Internal Control over Financial Reporting and on Compliance and<br>Other Matters Based on an Audit of Financial Statements Performed in Accordance with<br>Government Auditing Standards..... | 55-56              |
| Independent Auditor’s Report on Compliance for Each Major Program and on Internal<br>Control over Compliance Required by Uniform Guidance.....                                                                                | 57-59              |
| Supplementary Schedule of Expenditures of Federal Awards .....                                                                                                                                                                | 60                 |
| Notes to Schedule of Expenditures of Federal Awards .....                                                                                                                                                                     | 61-62              |
| Schedule of Findings and Questioned Costs.....                                                                                                                                                                                | 63-64              |
| Corrective Action Plan.....                                                                                                                                                                                                   | 65-66              |
| Status of Prior Audit Findings.....                                                                                                                                                                                           | 67-69              |

# **Mark C. Turnley**

---

*Certified Public Accountant*

1000 3<sup>rd</sup> Avenue  
New Brighton, Pennsylvania 15066  
(724) 384-1081  
FAX (724) 384-8908

**Management and Board of Education  
Moniteau School District  
Butler County, Pennsylvania**

## **Independent Auditor's Report**

### **Opinions**

I have audited the accompanying financial statements of the governmental activities, business-type activities, each major fund and the aggregate remaining fund information of the Moniteau School District, Butler County, Pennsylvania as of and for the year ended June 30, 2024, and the related notes to the financial statements, which collectively comprise the Moniteau School District's basic financial statements as listed in the table of contents.

In my opinion, the financial statements referred to above present fairly, in all material respects, the respective financial position of the governmental activities, business-type activities, each major fund and the aggregate remaining fund information of the Moniteau School District as of June 30, 2024, and the respective changes in financial position, and, where applicable, cash flows thereof and the budgetary comparison for the General Fund for the year then ended in accordance with accounting principles generally accepted in the United States of America.

### **Basis for Opinions**

I conducted my audit in accordance with auditing standards generally accepted in the United States of America and the standards applicable to financial audits contained in Government Auditing Standards, issued by the Comptroller General of the United States. My responsibilities under those standards are further described in the Auditor's Responsibilities for the Audit of the Financial Statements section of my report. I am required to be independent of the Moniteau School District, and to meet my other ethical responsibilities, in accordance with the relevant ethical requirements relating to my audit. I believe that the audit evidence I have obtained is sufficient and appropriate to provide a basis for my audit opinions.

### **Responsibilities of Management for the Financial Statements**

Management is responsible for the preparation and fair presentation of the financial statements in accordance with accounting principles generally accepted in the United States of America, and for the design, implementation, and maintenance of internal control relevant to the preparation and fair presentation of financial statements that are free from material misstatement, whether due to fraud or error.

In preparing the financial statements, management is required to evaluate whether there are conditions or events, considered in the aggregate, that raise substantial doubt about the Moniteau School District's ability to continue as a going concern for twelve months beyond the financial statement date, including any currently known information that may raise substantial doubt shortly thereafter.

### **Auditor's Responsibilities for the Audit of the Financial Statements**

My objectives are to obtain reasonable assurance about whether the financial statements as a whole are free from material misstatement, whether due to fraud or error, and to issue an auditor's report that includes my opinions. Reasonable assurance is a high level of assurance but is not absolute assurance and therefore is not a guarantee that an audit conducted in accordance with generally accepted auditing standards and Government Auditing Standards will always detect a material misstatement when it exists. The risk of not detecting a material misstatement resulting from fraud is higher than for one resulting from error, as fraud may involve collusion, forgery, intentional omissions, misrepresentations, or the override of internal control. Misstatements are considered material if there is a substantial likelihood that, individually or in the aggregate, they would influence the judgment made by a reasonable user based on the financial statements.

In performing an audit in accordance with generally accepted auditing standards and Government Auditing Standards, I:

- Exercise professional judgment and maintain professional skepticism throughout the audit.
- Identify and assess the risks of material misstatement of the financial statements, whether due to fraud or error, and design and perform audit procedures responsive to those risks. Such procedures include examining, on a test basis, evidence regarding the amounts and disclosures in the financial statements.
- Obtain an understanding of internal control relevant to the audit in order to design audit procedures that are appropriate in the circumstances, but not for the purpose of expressing an opinion on the effectiveness of the Moniteau School District's internal control. Accordingly, no such opinion is expressed.
- Evaluate the appropriateness of accounting policies used and the reasonableness of significant accounting estimates made by management, as well as evaluate the overall presentation of the financial statements.
- Conclude whether, in my judgment, there are conditions or events, considered in the aggregate, that raise substantial doubt about the Moniteau School District's ability to continue as a going concern for a reasonable period of time.

I am required to communicate with those charged with governance regarding, among other matters, the planned scope and timing of the audit, significant audit findings, and certain internal control-related matters that I identified during the audit.

### **Required Supplementary Information**

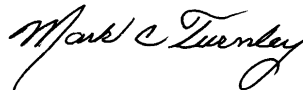
Accounting principles generally accepted in the United States of America require that the management's discussion and analysis on pages iv-xi and the other required supplementary information on pages 47-54 be presented to supplement the basic financial statements. Such information is the responsibility of management and, although not a part of the basic financial statements, is required by the Governmental Accounting Standards Board, who considers it to be an essential part of financial reporting for placing the basic financial statements in an appropriate operational, economic, or historical context. I have applied certain limited procedures to the required supplementary information in accordance with auditing standards generally accepted in the United States of America, which consisted of inquiries of management about the methods of preparing the information and comparing the information for consistency with management's responses to my inquiries, the basic financial statements, and other knowledge I obtained during my audit of the basic financial statements. I do not express an opinion or provide any assurance on the information because the limited procedures do not provide us with sufficient evidence to express an opinion or provide any assurance.

### **Supplementary Information**

My audit was conducted for the purpose of forming opinions on the financial statements that collectively comprise Moniteau School District's basic financial statements. The accompanying supplementary information – the schedule of expenditures of federal awards on page 60 is presented for purposes of additional analysis as required by Title 2 U.S. Code of Federal Regulations (CFR) Part 200, Uniform Administrative Requirements, Cost Principles, and Audit Requirements for Federal Awards, and is also not a required part of the basic financial statements. Such information is the responsibility of management and was derived from and relates directly to the underlying accounting and other records used to prepare the basic financial statements. Such information has been subjected to the auditing procedures applied in the audit of the basic financial statements and certain additional procedures, including comparing and reconciling such information directly to the underlying accounting and other records used to prepare the basic financial statements or to the basic financial statements themselves, and other additional procedures in accordance with auditing standards generally accepted in the United States of America. In my opinion, the schedule of expenditures of federal awards is fairly stated, in all material respects, in relation to the basic financial statements as a whole.

### **Other Reporting Required by Government Auditing Standards**

In accordance with *Government Auditing Standards*, I have also issued my report dated March 31, 2025, on my consideration of the Moniteau School District's internal control over financial reporting and on my tests of its compliance with certain provisions of laws, regulations, contracts and grant agreements and other matters. The purpose of that report is to describe the scope of my testing of internal control over financial reporting and compliance and the results of that testing, and not to provide an opinion on the internal control over financial reporting or on compliance. That report is an integral part of an audit performed in accordance with Government Auditing Standards in considering the Moniteau School District's internal control over financial reporting and compliance.



Mark C. Turnley, CPA

March 31, 2025  
New Brighton, Pennsylvania

**MONITEAU SCHOOL DISTRICT**  
**Management Discussion and Analysis**  
**Required Supplementary Information**  
**For the Year Ended June 30, 2024**

The discussion and analysis of Moniteau School District's financial performance provides an overall review of the School District's financial activities for the year ended June 30, 2024. The intent of this discussion and analysis is to look at the District's financial performance as a whole. Readers should also review the financial statements and notes to enhance their understanding of the School District's financial performance.

The Management Discussion and Analysis (MD&A) is an element of the reporting model adopted by the Governmental Accounting Standards Board (GASB) in their Statement No. 34 Basic Financial Statements – and Management's Discussion and Analysis – for State and Local Governments.

**Financial Highlights**

Key financial highlights for 2023-2024 are as follows:

- Total General Fund Revenues decreased \$9,734 from 2022-23 to a total of \$23,853,586. Local source revenues were \$8,218,983 (primarily real estate taxes) accounting for approximately 34.4% of total revenues. State source revenues were \$14,662,017 accounting for approximately 61.4% of total revenues with Basic Education Subsidy representing 57.9% of that total. Federal source revenues were \$963,597 accounting for approximately 4.0%.
- Total General Fund Expenditures were \$23,039,763. Salaries and benefits account for approximately 66.1% of the District's expenditures. Purchased professional services, property services, and other purchase services account for approximately 21.2%. Debt service costs account for approximately 4.0%. Supplies and capital purchases costs account for approximately 7.4 % and other objects and refunds of prior year revenues comprise the remaining 1.3% of total expenditures.
- The District ended the year with a total general fund balance of \$8,001,119, an increase of \$813,823 from the prior fiscal period. The unassigned portion of the fund balance was \$1,955,304 (equal to approximately 7.7% of the 2024-2025 operating budget). The assigned portion of the fund balance was \$6,045,815, to be used as financial resources in future periods, possibly funding non-recurring fixed asset acquisitions, contributing toward capital improvement projects, providing for strategic financial planning through periods of revenue uncertainty, and healthcare cost increases. The District has historically been able to maintain an approximate 7% of subsequent years budget, unassigned fund balance (formerly called - unreserved/undesignated fund balance - prior to Government Accounting Standards Board Statement # 54), reflecting the financially stable condition that has historically existed. The district's unassigned fund balance is within guidelines established by the Pennsylvania Department of Education.



**MONITEAU SCHOOL DISTRICT**  
**Management Discussion and Analysis**  
**For the Year Ended June 30, 2024**  
**(Continued)**

**USING THE ANNUAL COMPREHENSIVE FINANCIAL REPORT (ACFR)**

This Annual Comprehensive Financial Report consists of a series of financial statements and notes to those statements. These statements are organized so the reader can understand Moniteau School District as a financial whole, an entire operating entity. The statements then proceed to provide an increasingly detailed look at specific financial activities.

The *Statement of Net Position and Statement of Activities* provide information about the activities of the whole School District, presenting both an aggregate view of the School District's finances and longer-term view of these finances. Fund financial statements provide the next level of detail. For governmental funds, these statements tell how services were financed in the short term as well as what remains for future spending. The fund financial statements also look at the School District's most significant funds. In the case of Moniteau School District, the General Fund is by far the most significant fund.

**Reporting the School District as a Whole**

**Governmental-Wide Financial Statements**

*Statement of Net Position and the Statement of Activities*

While this document contains the large number of funds used by the School District to provide programs and activities, the view of the School District as a whole looks at all financial transactions and asks the question, "How did we do financially during 2023-2024?" The *Statement of Net Position and the Statement of Activities* answer the question. These statements include all assets and liabilities using the accrual basis of accounting similar to the accounting used by most private-sector companies. This basis of accounting takes into account all of the current year's revenues and expenses regardless of when cash is received or paid.

These two statements report the School District's net position and changes in net position. This change in net position is important because it tells the reader that, for the School District as a whole, the financial position of the School District has improved or diminished. The causes of this change may be the result of many factors, some financial, some not. Non-financial factors include the School District's property tax base, student enrollment, facility conditions, required educational programs and other factors.

In the Statement of Net Position and the Statement of Activities, the School District is divided into two distinct kinds of activities:

- Governmental Activities -- Most of the School District's programs and services are reported here including instruction, support services, operation and maintenance of plant, pupil transportation, and extracurricular activities.
- Business-Type Activities -- These services are provided on a charge for goods or services basis to recover the expenses of the goods or services provided. The School District Food Service Fund is reported as a business activity.
- The Governmental-Wide Financial Statements can be found on pages 1 and 2 of this report.

**MONITEAU SCHOOL DISTRICT**  
**Management Discussion and Analysis**  
**For the Year Ended June 30, 2024**  
**(Continued)**

**Reporting the School District's Most Significant Funds**

**Fund Financial Statements**

The analysis of the School District's major funds begins on page 3. Fund financial reports provide detailed information about the School District's major funds. The School District uses many funds to account for a multitude of financial transactions. However, these fund financial statements focus on the School District's most significant funds. The School District's major governmental fund is the general fund.

**Governmental Funds** – Most of the School District's activities are reported in governmental funds, which focus on how money flows into and out of those funds and the balances left at year-end available for spending in future periods. These funds are reported using an accounting method called modified accrual accounting, which measures cash and all other financial assets that can readily be converted to cash. The governmental funds statements provide a detailed short-term view of the School District's general government operations and the basic services it provides. Governmental fund information helps you determine whether there are more or fewer financial resources that can be spent in the near future to finance educational programs. The relationship (or differences) between governmental *activities* (reported in the Statement of Net Position and the Statement of Activities) and governmental funds is reconciled in the financial statements on pages 4 and 6.

**Proprietary Funds** – Proprietary funds use the same basis of accounting as business-type activities; therefore, these fund financial statements will essentially match the government-wide financial statements.

**Governmental Activities**

The District's total governmental activities liabilities and deferred inflows of resources exceeded total assets and deferred outflows of resources as of June 30, 2024 by \$12,223,375 (net position – deficit). This was a reduction in the deficit of \$893,822 over June 30, 2023. Included in the liabilities recognized are the District's proportionate shares of the Pennsylvania School Employees Retirement System (PSERS) overall net pension obligation and OPEB obligation. For the Moniteau School District, these liabilities stand at \$25,373,260 and \$7,204,638 respectively as of June 30, 2024.

The School District's revenues consist of local (taxes and other), 34.5 percent; and state and federal revenues (subsidies and grants), 65.5 percent.

The School District's program expenses are 54.4 percent instruction, 40.4 percent support services, 2.7 percent non-instructional-other, and 2.5 percent debt service.

The School District's reliance on state and local tax revenue is apparent. A decrease in state revenues would have a direct impact on the level of local revenue needed to meet program expenses.

**Business-Type Activities**

Business-type activities include the food service program. This program had revenue of \$161,900 and expenses of \$1,004,722. The Food Service Fund received federal and state subsidy support totaling \$968,537. Without support from the federal and state government, food service operations would require additional local revenue through increased pricing structure or from support from the District's General Fund. The Food Service department recognized income over expenses of \$125,715 for the fiscal year ended June 30, 2024.

**MONITEAU SCHOOL DISTRICT**  
**Management Discussion and Analysis**  
**For the Year Ended June 30, 2024**  
**(Continued)**

**The School District as a Whole**

This Statement of Net Position provides a perspective of the School District as a whole.

|                                             | ----- JUNE 30, 2024 -----  |                             |                        | JUNE 30, 2023<br>TOTAL |
|---------------------------------------------|----------------------------|-----------------------------|------------------------|------------------------|
|                                             | GOVERNMENTAL<br>ACTIVITIES | BUSINESS-TYPE<br>ACTIVITIES | TOTAL                  |                        |
| Current Assets                              | \$ 11,136,062              | \$ 692,894                  | \$ 11,828,956          | \$ 10,998,300          |
| Capital Assets                              | 28,470,889                 | 131,190                     | 28,602,079             | 29,832,462             |
| Deferred Outflows of Resources              | 5,206,192                  | 132,987                     | 5,339,179              | 5,266,665              |
| <b>TOTAL ASSETS &amp; DEFERRED OUTFLOWS</b> | <b>\$ 44,813,143</b>       | <b>\$ 957,071</b>           | <b>\$ 45,770,214</b>   | <b>\$ 46,097,427</b>   |
| Current Liabilities                         | \$ 3,026,811               | \$ 9,776                    | \$ 3,036,587           | \$ 3,106,047           |
| Long-term Liabilities                       | 50,063,518                 | 827,694                     | 50,891,212             | 52,420,300             |
| Deferred Inflows of Resources               | 3,946,189                  | 53,100                      | 3,999,289              | 747,491                |
| <b>TOTAL LIABILITIES</b>                    | <b>\$ 57,036,518</b>       | <b>\$ 890,570</b>           | <b>\$ 57,927,088</b>   | <b>\$ 56,273,838</b>   |
| Net Investment in                           |                            |                             |                        |                        |
| Capital Assets                              | \$ 10,992,230              | \$ 131,190                  | \$ 11,123,420          | \$ 11,982,831          |
| Unrestricted                                | (23,215,605)               | (64,689)                    | (23,280,294)           | (25,159,242)           |
| <b>TOTAL NET POSITION</b>                   | <b>\$ (12,223,375)</b>     | <b>\$ 66,501</b>            | <b>\$ (12,156,874)</b> | <b>\$ (13,176,411)</b> |

The following table shows the revenues, expenses, and changes in net position for the fiscal year 2024 as compared to fiscal year 2023.

|                                      | ----- JUNE 30, 2024 -----  |                             |                      | 6/30/2023<br>TOTAL   |
|--------------------------------------|----------------------------|-----------------------------|----------------------|----------------------|
|                                      | GOVERNMENTAL<br>ACTIVITIES | BUSINESS-TYPE<br>ACTIVITIES | TOTAL                |                      |
| <b>REVENUES</b>                      |                            |                             |                      |                      |
| <b>Program Revenues:</b>             |                            |                             |                      |                      |
| Charges for Services                 | \$ 67,967                  | \$ 157,940                  | \$ 225,907           | \$ 280,373           |
| Operating Grants and Contributions   | 6,801,865                  | 968,537                     | 7,770,402            | 8,295,780            |
| Capital Grants and Contributions     | 97,198                     | -                           | 97,198               | 76,638               |
| <b>General Revenues:</b>             |                            |                             |                      |                      |
| Property and Other Taxes             | 7,956,646                  | -                           | 7,956,646            | 7,857,361            |
| Grants, Subsidies and Contributions  | 8,502,559                  | -                           | 8,502,559            | 8,137,800            |
| Investment Earnings                  | 384,317                    | 3,960                       | 388,277              | 233,888              |
| Miscellaneous Income                 | 70,420                     | -                           | 70,420               | 103,173              |
| <b>TOTAL REVENUES</b>                | <b>\$ 23,880,972</b>       | <b>\$ 1,130,437</b>         | <b>\$ 25,011,409</b> | <b>\$ 24,985,013</b> |
| <b>EXPENSES</b>                      |                            |                             |                      |                      |
| Instruction                          | \$ 12,494,057              | \$ -                        | \$ 12,494,057        | \$ 12,476,440        |
| Instructional Student Support        | 1,598,795                  | -                           | 1,598,795            | 1,580,902            |
| Administrative and Financial Support | 2,681,739                  | -                           | 2,681,739            | 2,444,037            |
| Operation and Maintenance of Plant   | 2,806,200                  | -                           | 2,806,200            | 2,665,529            |
| Pupil Transportation                 | 2,209,263                  | -                           | 2,209,263            | 2,063,264            |
| Student Activities                   | 608,317                    | -                           | 608,317              | 565,295              |
| Community Services                   | 14,625                     | -                           | 14,625               | -                    |
| Interest on Long-term Debt           | 574,154                    | -                           | 574,154              | 557,251              |
| Food Services                        | -                          | 1,004,722                   | 1,004,722            | 1,006,696            |
| <b>TOTAL EXPENSES</b>                | <b>\$ 22,987,150</b>       | <b>\$ 1,004,722</b>         | <b>\$ 23,991,872</b> | <b>\$ 23,359,414</b> |
| <b>CHANGE IN NET POSITION</b>        | <b>\$ 893,822</b>          | <b>\$ 125,715</b>           | <b>\$ 1,019,537</b>  | <b>\$ 1,625,599</b>  |

**MONITEAU SCHOOL DISTRICT**  
**Management Discussion and Analysis**  
**For the Year Ended June 30, 2024**  
**(Continued)**

**School District Funds**

Financial information related to the School District's major funds starts on page 3. These funds are accounted for using the modified accrual basis of accounting. All governmental funds had total revenues of \$23,853,586 and expenditures of \$23,039,763. The net increase in fund balances was \$813,823.

**General Fund Budget Highlights**

The School District's budget is prepared on the modified accrual basis of accounting. The most significant budgeted fund is the general fund. The School Board authorized any necessary Budget Transfers as of June 30, 2024, resulting from auditing and closing the 2023-2024 books. Ratification of necessary transfers is requested simultaneously with approval of the audited financial statements.

The revenue budget was \$23,291,195. Actual revenue of \$23,853,586 was higher than budget amounts by \$562,391. Local revenue was over budget by \$547,224, state revenue was over budget by \$314,051 and federal revenues were under budget by \$307,873 and other financing sources were over budget by \$8,989.

The expenditure budget was \$24,405,535 compared to actual expenditures of \$23,039,763. A difference of \$1,365,772.

**Capital Asset and Debt Administration**

**Capital Assets**

At June 30, 2024, the District had \$28,602,079 (net of depreciation) invested in a broad range of capital assets, including land, buildings, construction in progress, furniture and equipment.

**Debt Administration**

As of July 1, 2023, the District had total general obligation bonds outstanding of \$17,300,000 from the General Obligation Bonds, Series of 2020 (Note 9). During 2023-2024, the District made payments against principal of \$340,000. Ending outstanding debt as of June 30, 2024 was \$16,960,000. The District is scheduled to make principal and interest payments on this debt totaling \$891,000 during the 2024-25 fiscal year.

The District entered into a capital lease during 2019-2020 for Aerobic Equipment totaling \$60,196. During 2023-2024, the District made principal payments of \$12,877. The capital lease is paid in full as of June 30, 2024.

**MONITEAU SCHOOL DISTRICT**  
**Management Discussion and Analysis**  
**For the Year Ended June 30, 2024**  
**(Continued)**

**Debt Administration (Continued)**

The District also shares in Debt Obligations of the Butler County Area Vocational Technical School Authority (Authority). The Authority issued bonds during the 2020-2021 refunding previously issued bonds from 2015-2016 school year. The 2010-2011 Bond Issue was originally issued to finance major renovations projects at the Butler County Area Vocational Technical School. The District June 30, 2024 share of the underlying debt obligation of the Authority is \$552,097.

Other long-term obligations include accrued vacation pay and sick leave for specific employees of the District, as well as retirement incentive and retiree health insurance obligations. More detailed information about our long-term liabilities is included in Notes 9 through 12 to the financial statements.

The District is in compliance with Government Accounting Standards Board Statement Number 75 (GASB 75), which requires actuarial computations for the purpose of fulfilling certain employer accounting requirements pertaining to Postemployment Benefits Plans. This evaluation is required every two fiscal years based on the number of participants in the plan and the total budget of the district. Revised evaluations may be required in the interim if there are significant modifications to applicable employee benefit provisions. The complete Actuarial Report for the Moniteau School District is on file at the District Administration Office.

**For the Future**

Projecting the financial outlook of a School District can be difficult due to various factors. Maintaining a year-to-year Fund Balance is essential to safeguard against unanticipated fluctuations in significant revenue sources and unanticipated costs. State support for education in the District, has historically accounted for approximately 2/3rds of revenue resources. With no continuity to a defined commitment to a funding mechanism for various state subsidies, long term projections cannot be defined with certainty. This reality adversely affects the District's ability to plot a consistent educational course of action, having to plan on a year-to-year basis, contingent upon awaiting information from the State on what and how supporting funds will be forthcoming.

The ongoing publicity of the condition of the Pennsylvania State budget causes concern for Pennsylvania School Districts. A healthy Moniteau School District fund balance continues to provide a short-term buffer to assist in providing a non-permanent means of financial support for necessary educational expenditures. Decrease in state funding support and Act 1 limiting districts abilities to increase local real estate tax rates to support necessary educational expenditures could potentially erode the Districts Fund Balance.

Caution must be used in utilizing Fund Balances to assist in balancing operating budgets. Projections must indicate that revenues will meet expenditure needs before Fund Balances are dissolved.

Continued uncertainty of the State and Federal Governments response to the current state of the economy is cause for concern due to the potential for a material impact on the Districts reliance on revenues from these sources.

**MONITEAU SCHOOL DISTRICT  
Management Discussion and Analysis  
For the Year Ended June 30, 2024  
(Continued)**

**For the Future (continued)**

The District does not expect significant growth in the near future given the residential nature of the local economy.

Major renovations and additions at both the Dassa McKinney Elementary School and the Moniteau Jr/Sr High (Administration) occurred in the first decade of the 21<sup>st</sup> century. The District's Board continues to maintain fiscal responsibility implementing long-term facility plans. This approach continues a focus on long-range facility maintenance planning, maximizing the district's investment in its facilities. A major project in conjunction with strategic Debt took place in the summer of 2020.

The uncertainty of the general effect of the over-all U.S., State and Regional economy will continue to provide a challenge for the district in budgeting. Special education costs are dependent on student needs and can fluctuate significantly on a year-to-year basis. Enrollment and/or withdrawal of severely handicapped students can cause this expenditure to fluctuate. Employee pension obligations and health care costs contribute significantly to staffing costs, an essential element in operating an educational institution. The District anticipates a third year of favorable experience as a participant in the self funded Midwestern Health Combine. Nonetheless, Health care costs continue to increase with no change to this reality in sight. Student enrollment in Cyber Charter Schools appears to have stabilized, however the total associated cost remains as a significant District expense. While the district does prepare a budget with a modest reserve each year for unexpected emergencies, this expenditure is dependent upon actual experience during the fiscal year.

Stability and growth depend upon the general economic conditions, including the unemployment rate of the District's taxpayers. The cost of operations is anticipated to continue to increase, which will be funded to the extent possible with available revenue sources.

**Percentage Comparison - Next Years Budgeted vs. Audit Year Actual**

|               | <u>2024-25 Budgeted</u> | <u>Revenues</u><br><u>2023-24 Actual</u> | <u>2022-23 Actual</u> |
|---------------|-------------------------|------------------------------------------|-----------------------|
| Local         | 34.7%                   | 34.6%                                    | 34.6%                 |
| State         | 65.0%                   | 61.2%                                    | 60.2%                 |
| Federal/Other | 0.3%                    | 4.2%                                     | 5.2%                  |

|                                     | <u>2024-25 Budgeted</u> | <u>Expenditures</u><br><u>2023-24 Actual</u> | <u>2022-23 Actual</u> |
|-------------------------------------|-------------------------|----------------------------------------------|-----------------------|
| Instruction                         | 52.0%                   | 53.4%                                        | 53.9%                 |
| Support Services                    | 38.6%                   | 39.9%                                        | 39.8%                 |
| Non-Instructional                   | 3.0%                    | 2.7%                                         | 2.4%                  |
| Debt Service / Capital Outlay/Other | 6.4%                    | 4.0%                                         | 3.9%                  |

**MONITEAU SCHOOL DISTRICT**  
**Management Discussion and Analysis**  
**For the Year Ended June 30, 2024**  
**(Continued)**

**Contacting the District Financial Management**

The financial report is designed to provide our citizens, taxpayers, parents, students, investors and creditors with a general overview of the District's finances and to show the School District's accountability for the money it receives. If you have questions about this report or wish to request additional financial information, please contact the Business Manager/Board Secretary at Moniteau School District, 1810 West Sunbury Road, West Sunbury, Pennsylvania 16061. email - [ablauser@moniteau.org](mailto:ablauser@moniteau.org)

**Visit us at our website - [www.moniteau.org](http://www.moniteau.org)**

**MONITEAU SCHOOL DISTRICT**  
**STATEMENT OF NET POSITION**  
**JUNE 30, 2024**

**EXHIBIT A**

|                                                                           | <b>Governmental<br/>Activities</b> | <b>Business-Type<br/>Activities</b> | <b>Total</b>           |
|---------------------------------------------------------------------------|------------------------------------|-------------------------------------|------------------------|
| <b>ASSETS</b>                                                             |                                    |                                     |                        |
| <b>Current Assets:</b>                                                    |                                    |                                     |                        |
| Cash and Cash Equivalents                                                 | \$ 9,174,033                       | \$ 76,575                           | \$ 9,250,608           |
| Investments                                                               | 3,449                              | -                                   | 3,449                  |
| Taxes Receivable (net)                                                    | 740,489                            | -                                   | 740,489                |
| Internal Balances                                                         | (581,355)                          | 581,355                             | -                      |
| Due From Other Governments                                                | 1,798,248                          | -                                   | 1,798,248              |
| Other Account Receivable                                                  | 1,198                              | 7,055                               | 8,253                  |
| Inventories                                                               | -                                  | 27,909                              | 27,909                 |
| <b>Total Current Assets</b>                                               | <b>\$ 11,136,062</b>               | <b>\$ 692,894</b>                   | <b>\$ 11,828,956</b>   |
| <b>Noncurrent Assets:</b>                                                 |                                    |                                     |                        |
| Land (non-depreciable)                                                    | \$ 14,882                          | \$ -                                | \$ 14,882              |
| Site Improvements (net)                                                   | 696,144                            | -                                   | 696,144                |
| Building & Building Improvements (net)                                    | 26,797,499                         | -                                   | 26,797,499             |
| Furniture & Equipment (net)                                               | 962,364                            | 131,190                             | 1,093,554              |
| <b>Total Noncurrent Assets</b>                                            | <b>\$ 28,470,889</b>               | <b>\$ 131,190</b>                   | <b>\$ 28,602,079</b>   |
| <b>TOTAL ASSETS</b>                                                       | <b>\$ 39,606,951</b>               | <b>\$ 824,084</b>                   | <b>\$ 40,431,035</b>   |
| <b>DEFERRED OUTFLOWS OF RESOURCES</b>                                     |                                    |                                     |                        |
| Deferred Outflows Related to OPEB                                         | \$ 1,075,749                       | \$ 5,241                            | \$ 1,080,990           |
| Deferred Outflows Related to Pension                                      | 4,130,443                          | 127,746                             | 4,258,189              |
| <b>TOTAL DEFERRED OUTFLOWS OF RESOURCES</b>                               | <b>\$ 5,206,192</b>                | <b>\$ 132,987</b>                   | <b>\$ 5,339,179</b>    |
| <b>TOTAL ASSETS AND DEFERRED OUTFLOWS OF RESOURCES</b>                    | <b>\$ 44,813,143</b>               | <b>\$ 957,071</b>                   | <b>\$ 45,770,214</b>   |
| <b>LIABILITIES</b>                                                        |                                    |                                     |                        |
| <b>Current Liabilities:</b>                                               |                                    |                                     |                        |
| Accounts Payable                                                          | \$ 159,002                         | \$ -                                | \$ 159,002             |
| Notes Payable - Current Portion                                           | 360,000                            | -                                   | 360,000                |
| Accrued Interest                                                          | 177,000                            | -                                   | 177,000                |
| Accrued Salaries and Benefits                                             | 1,402,364                          | -                                   | 1,402,364              |
| Unearned Revenue                                                          | 21,306                             | 9,776                               | 31,082                 |
| Payroll Deductions and Withholdings                                       | 907,139                            | -                                   | 907,139                |
| <b>Total Current Liabilities</b>                                          | <b>\$ 3,026,811</b>                | <b>\$ 9,776</b>                     | <b>\$ 3,036,587</b>    |
| <b>Noncurrent Liabilities:</b>                                            |                                    |                                     |                        |
| Notes Payable - Long-Term Portion (Net)                                   | \$ 17,118,659                      | \$ -                                | \$ 17,118,659          |
| Compensated Absences                                                      | 366,961                            | 11,034                              | 377,995                |
| Net Pension Liability                                                     | 25,373,260                         | 784,740                             | 26,158,000             |
| Net OPEB Obligation                                                       | 7,204,638                          | 31,920                              | 7,236,558              |
| <b>Total Noncurrent Liabilities</b>                                       | <b>\$ 50,063,518</b>               | <b>\$ 827,694</b>                   | <b>\$ 50,891,212</b>   |
| <b>TOTAL LIABILITIES</b>                                                  | <b>\$ 53,090,329</b>               | <b>\$ 837,470</b>                   | <b>\$ 53,927,799</b>   |
| <b>DEFERRED INFLOWS OF RESOURCES</b>                                      |                                    |                                     |                        |
| Deferred Inflows Related to Pension                                       | \$ 1,450,150                       | \$ 44,850                           | \$ 1,495,000           |
| Deferred Inflows Related to OPEB                                          | 2,496,039                          | 8,250                               | 2,504,289              |
| <b>TOTAL DEFERRED INFLOWS OF RESOURCES</b>                                | <b>\$ 3,946,189</b>                | <b>\$ 53,100</b>                    | <b>\$ 3,999,289</b>    |
| <b>NET POSITION</b>                                                       |                                    |                                     |                        |
| Net Investment in Capital Assets                                          | \$ 10,992,230                      | \$ 131,190                          | \$ 11,123,420          |
| Unrestricted (Deficit)                                                    | (23,215,605)                       | (64,689)                            | (23,280,294)           |
| <b>TOTAL NET POSITION (Deficit)</b>                                       | <b>\$ (12,223,375)</b>             | <b>\$ 66,501</b>                    | <b>\$ (12,156,874)</b> |
| <b>TOTAL LIABILITIES, DEFERRED INFLOWS OF RESOURCES, AND NET POSITION</b> | <b>\$ 44,813,143</b>               | <b>\$ 957,071</b>                   | <b>\$ 45,770,214</b>   |

The accompanying notes are an integral part of these financial statements



**MONITEAU SCHOOL DISTRICT  
STATEMENT OF ACTIVITIES  
FOR THE YEAR ENDED JUNE 30, 2024**

**EXHIBIT B**

| Functions/Programs                                       | Expenses             | Program Revenues        |                                          |                                        | Net (Expense) Revenue and<br>Changes in Net Position |                             |                        |
|----------------------------------------------------------|----------------------|-------------------------|------------------------------------------|----------------------------------------|------------------------------------------------------|-----------------------------|------------------------|
|                                                          |                      | Charges for<br>Services | Operating<br>Grants and<br>Contributions | Capital<br>Grants and<br>Contributions | Governmental<br>Activities                           | Business-Type<br>Activities | Total                  |
| <b>Governmental Activities:</b>                          |                      |                         |                                          |                                        |                                                      |                             |                        |
| Instruction                                              | \$ 12,494,057        | \$ 12,623               | \$ 4,240,025                             | \$ -                                   | \$ (8,241,409)                                       |                             | \$ (8,241,409)         |
| Instructional Student Support                            | 1,598,795            | -                       | 424,480                                  | -                                      | (1,174,315)                                          |                             | (1,174,315)            |
| Administrative and Financial Support Services            | 2,681,739            | -                       | 383,258                                  | -                                      | (2,298,481)                                          |                             | (2,298,481)            |
| Operation and Maintenance of Plant Services              | 2,806,200            | 9,814                   | 294,767                                  | -                                      | (2,501,619)                                          |                             | (2,501,619)            |
| Pupil Transportation                                     | 2,209,263            | -                       | 1,402,270                                | -                                      | (806,993)                                            |                             | (806,993)              |
| Student Activities                                       | 608,317              | 45,530                  | 57,065                                   | -                                      | (505,722)                                            |                             | (505,722)              |
| Community Services                                       | 14,625               | -                       | -                                        | -                                      | (14,625)                                             |                             | (14,625)               |
| Interest on Long-Term Debt/Refund of Prior Year Receipts | 574,154              | -                       | -                                        | 97,198                                 | (476,956)                                            |                             | (476,956)              |
| <b>Total Governmental Activities</b>                     | <b>\$ 22,987,150</b> | <b>\$ 67,967</b>        | <b>\$ 6,801,865</b>                      | <b>\$ 97,198</b>                       | <b>\$ (16,020,120)</b>                               |                             | <b>\$ (16,020,120)</b> |
| <b>Business-Type activities:</b>                         |                      |                         |                                          |                                        |                                                      |                             |                        |
| Food Service                                             | \$ 1,004,722         | \$ 157,940              | \$ 968,537                               | \$ -                                   | \$ -                                                 | \$ 121,755                  | \$ 121,755             |
| <b>Total Business-Type Activities</b>                    | <b>\$ 1,004,722</b>  | <b>\$ 157,940</b>       | <b>\$ 968,537</b>                        | <b>\$ -</b>                            | <b>\$ -</b>                                          | <b>\$ 121,755</b>           | <b>\$ 121,755</b>      |
| <b>Total Primary Government</b>                          | <b>\$ 23,991,872</b> | <b>\$ 225,907</b>       | <b>\$ 7,770,402</b>                      | <b>\$ 97,198</b>                       | <b>\$ (16,020,120)</b>                               | <b>\$ 121,755</b>           | <b>\$ (15,898,365)</b> |
| <b>General Revenues:</b>                                 |                      |                         |                                          |                                        |                                                      |                             |                        |
| Taxes:                                                   |                      |                         |                                          |                                        |                                                      |                             |                        |
| Property Taxes, Levied for General Purposes (net)        |                      |                         |                                          |                                        | \$ 5,881,575                                         | \$ -                        | \$ 5,881,575           |
| Other Taxes, Levied for General Purposes                 |                      |                         |                                          |                                        | 1,313,649                                            | -                           | 1,313,649              |
| Property Tax Relief Payment                              |                      |                         |                                          |                                        | 761,422                                              | -                           | 761,422                |
| Grants and Contributions - Unrestricted                  |                      |                         |                                          |                                        | 8,502,559                                            | -                           | 8,502,559              |
| Investment Earnings                                      |                      |                         |                                          |                                        | 384,317                                              | 3,960                       | 388,277                |
| Miscellaneous Income                                     |                      |                         |                                          |                                        | 70,420                                               | -                           | 70,420                 |
| <b>Total General Revenues</b>                            |                      |                         |                                          |                                        | <b>\$ 16,913,942</b>                                 | <b>\$ 3,960</b>             | <b>\$ 16,917,902</b>   |
| <b>Change in Net Position</b>                            |                      |                         |                                          |                                        | <b>\$ 893,822</b>                                    | <b>\$ 125,715</b>           | <b>\$ 1,019,537</b>    |
| Net Position — July 1, 2023 (Deficit)                    |                      |                         |                                          |                                        | (13,117,197)                                         | (59,214)                    | (13,176,411)           |
| <b>Net Position — June 30, 2024 (Deficit)</b>            |                      |                         |                                          |                                        | <b>\$ (12,223,375)</b>                               | <b>\$ 66,501</b>            | <b>\$ (12,156,874)</b> |

The accompanying notes are an integral part of these financial statements

**MONITEAU SCHOOL DISTRICT**  
**BALANCE SHEET**  
**GOVERNMENTAL FUND - GENERAL FUND**  
**JUNE 30, 2024**

**EXHIBIT C**

|                                                                            | <b>GENERAL FUND</b>  |
|----------------------------------------------------------------------------|----------------------|
| <b>ASSETS:</b>                                                             |                      |
| Cash and Cash Equivalents                                                  | \$ 9,174,033         |
| Investments                                                                | 3,449                |
| Taxes Receivable (net)                                                     | 755,029              |
| Due From Other Governments                                                 | 1,798,248            |
| Other Accounts Receivable                                                  | 1,198                |
| <b>TOTAL ASSETS</b>                                                        | <b>\$ 11,731,957</b> |
| <br><b>LIABILITIES, DEFERRED INFLOWS OF RESOURCES AND FUND BALANCES</b>    |                      |
| <b>LIABILITIES:</b>                                                        |                      |
| Accounts Payable                                                           | \$ 159,002           |
| Due to Other Funds                                                         | 581,355              |
| Accrued Salaries and Benefits                                              | 1,402,364            |
| Payroll Deductions and Withholdings                                        | 907,139              |
| Unearned Revenue                                                           | 21,306               |
| <b>TOTAL LIABILITIES</b>                                                   | <b>\$ 3,071,166</b>  |
| <br><b>DEFERRED INFLOWS OF RESOURCES:</b>                                  |                      |
| Delinquent Real Estate Taxes                                               | \$ 659,672           |
| <b>TOTAL DEFERRED INFLOWS OF RESOURCES</b>                                 | <b>\$ 659,672</b>    |
| <br><b>FUND BALANCES:</b>                                                  |                      |
| Assigned                                                                   | \$ 6,045,815         |
| Unassigned                                                                 | 1,955,304            |
| <b>TOTAL FUND BALANCES</b>                                                 | <b>\$ 8,001,119</b>  |
| <b>TOTAL LIABILITIES, DEFERRED INFLOWS OF RESOURCES, AND FUND BALANCES</b> | <b>\$ 11,731,957</b> |

The accompanying notes are an integral part of these financial statements

**MONITEAU SCHOOL DISTRICT**  
**RECONCILIATION OF THE GOVERNMENTAL FUNDS BALANCE SHEET**  
**TO THE STATEMENT OF NET POSITION**  
**JUNE 30, 2024**

**Total Fund Balances - Governmental Funds** **\$ 8,001,119**

Amounts reported for governmental activities in the statement of net position are different because:

Capital assets used in governmental activities are not financial resources, and therefore, are not reported as assets in governmental funds. The cost of assets is \$52,782,299, and the accumulated depreciation is \$24,311,410. 28,470,889

Property and wage taxes receivable in the statement of net position, which will not be available soon enough to pay for the current period's expenditures, are deferred and not recognized as revenue in governmental funds. 645,132

Deferred outflows and inflows of resources related to pensions are applicable to future periods and, therefore, are not reported in the funds.

Deferred outflows of resources related to pensions 4,130,443

Deferred outflows of resources related to OPEB 1,075,749

Deferred inflows of resources related to pensions (1,450,150)

Deferred inflows of resources related to OPEB (2,496,039)

Long term liabilities, including bonds payable, are not due and payable in the current period, and therefore, are not reported as liabilities in the governmental funds. Long-term liabilities at year end consist of:

|                              |               |                     |
|------------------------------|---------------|---------------------|
| Notes Payable                | \$ 16,960,000 |                     |
| Bond Premiums                | 518,659       |                     |
| Accrued Interest on Debt     | 177,000       |                     |
| Net Pension Liability        | 25,373,260    |                     |
| Accrued Compensated Absences | 366,961       |                     |
| Net OPEB Liability           | 7,204,638     | <u>(50,600,518)</u> |

**TOTAL NET POSITION - GOVERNMENTAL ACTIVITIES (DEFICIT)** **\$ (12,223,375)**

**MONITEAU SCHOOL DISTRICT**  
**STATEMENT OF REVENUES, EXPENDITURES AND CHANGES IN FUND BALANCES**  
**GOVERNMENTAL FUND - GENERAL FUND**  
**FOR THE YEAR ENDED JUNE 30, 2024**

|                                                               | <b>GENERAL FUND</b>  |
|---------------------------------------------------------------|----------------------|
| <b><u>REVENUES</u></b>                                        |                      |
| Local Sources                                                 | \$ 8,218,983         |
| State Sources                                                 | 14,662,017           |
| Federal Sources                                               | 963,597              |
| <b>Total Revenues</b>                                         | <b>\$ 23,844,597</b> |
| <b><u>EXPENDITURES</u></b>                                    |                      |
| Instruction                                                   | \$ 12,294,839        |
| Support Services                                              | 9,182,761            |
| Noninstructional Services                                     | 611,370              |
| Debt Service                                                  | 902,657              |
| <b>Total Expenditures</b>                                     | <b>\$ 22,991,627</b> |
| <b>Excess ( Deficiency) of Revenues<br/>over Expenditures</b> | <b>\$ 852,970</b>    |
| <b><u>OTHER FINANCING SOURCES (USES)</u></b>                  |                      |
| Legal Settlement                                              | \$ 8,989             |
| Refund Prior Year Revenues                                    | (48,136)             |
| <b>Total Other Financing Sources (Uses)</b>                   | <b>\$ (39,147)</b>   |
| <b>NET CHANGE IN FUND BALANCES</b>                            | <b>\$ 813,823</b>    |
| FUND BALANCE - JULY 1, 2023                                   | 7,187,296            |
| <b>FUND BALANCE - JUNE 30, 2024</b>                           | <b>\$ 8,001,119</b>  |

The accompanying notes are an integral part of these financial statements

**MONITEAU SCHOOL DISTRICT**  
**RECONCILIATION OF THE GOVERNMENT FUNDS**  
**STATEMENT OF REVENUES, EXPENDITURES AND CHANGES IN FUND BALANCES**  
**TO THE STATEMENT OF ACTIVITIES**  
**FOR THE YEAR ENDED JUNE 30, 2024**

**TOTAL NET CHANGE IN FUND BALANCES - GOVERNMENTAL FUNDS** **\$ 813,823**

Amounts reported for governmental activities in the statement of activities are different because:

Capital outlays are reported in governmental funds as expenditures. However, in the statement of activities, the cost of those assets is allocated over their estimated useful lives as depreciation expense. This is the amount by which depreciation expenses (\$1,366,338) exceeded capital outlays (\$98,855) during the fiscal year. (1,267,483)

Governmental funds report district pension contributions as expenditures. However, in the statement of activities, the cost of pension benefits earned net of employee contributions is reported as pension expense. 927,911

Repayment of debt principal is an expenditure in the governmental funds, but the repayment reduces long-term liabilities in the statement of net position. 352,877

Bond premiums are reported in governmental funds as revenues. However, in the statement of activities, this amount is capitalized and is accreted over the life of the bond issue as interest expense. 18,096

In the statement of activities, interest is accrued on outstanding bonds, whereas in governmental funds, an interest expenditure is reported when due. 5,667

In the statement of activities, certain operating expenses - compensated absences and retiree health benefits - are measured by the amounts earned during the year. In the governmental funds, however, expenditures for these items are measured by the amount of financial resources used (paid). This amount represents benefits paid in excess of the amount earned for 2023-2024. 15,545

Revenues in the statement of activities that do not provide current financial resources are not reported as revenues in governmental funds. 27,386

**CHANGE IN NET POSITION OF GOVERNMENTAL ACTIVITIES** **\$ 893,822**

**MONITEAU SCHOOL DISTRICT**  
**STATEMENT OF REVENUES, EXPENDITURES AND CHANGES IN FUND BALANCES, BUDGET AND ACTUAL**  
**GOVERNMENTAL FUNDS - GENERAL FUND**  
**FOR THE YEAR ENDED JUNE 30, 2024**

|                                                               | Budgeted Amounts      |                       | Actual<br>(Budgetary Basis) | Variance with<br>Final Budget<br>Positive<br>(Negative) |
|---------------------------------------------------------------|-----------------------|-----------------------|-----------------------------|---------------------------------------------------------|
|                                                               | Original              | Final                 |                             |                                                         |
| <b>REVENUES</b>                                               |                       |                       |                             |                                                         |
| Local Sources                                                 | \$ 7,671,759          | \$ 7,671,759          | \$ 8,218,983                | \$ 547,224                                              |
| State Sources                                                 | 14,347,966            | 14,347,966            | 14,662,017                  | 314,051                                                 |
| Federal Sources                                               | 1,271,470             | 1,271,470             | 963,597                     | (307,873)                                               |
| <b>Total Revenues</b>                                         | <b>\$ 23,291,195</b>  | <b>\$ 23,291,195</b>  | <b>\$ 23,844,597</b>        | <b>\$ 553,402</b>                                       |
| <b>EXPENDITURES</b>                                           |                       |                       |                             |                                                         |
| Regular Programs                                              | \$ 9,826,831          | \$ 9,826,831          | \$ 8,990,462                | \$ 836,369                                              |
| Special Programs                                              | 2,758,426             | 2,758,426             | 2,783,790                   | (25,364)                                                |
| Vocational Programs                                           | 520,360               | 520,360               | 508,464                     | 11,896                                                  |
| Other Instructional Programs                                  | 4,450                 | 4,450                 | 12,123                      | (7,673)                                                 |
| Pupil Personnel Services                                      | 973,892               | 973,892               | 923,723                     | 50,169                                                  |
| Instructional Staff Services                                  | 394,550               | 394,550               | 416,710                     | (22,160)                                                |
| Administrative Services                                       | 1,658,680             | 1,658,680             | 1,659,654                   | (974)                                                   |
| Pupil Health                                                  | 226,314               | 226,314               | 223,865                     | 2,449                                                   |
| Business Services                                             | 446,048               | 446,048               | 399,660                     | 46,388                                                  |
| Operation & Maintenance of Plant Services                     | 2,832,861             | 2,832,861             | 2,780,078                   | 52,783                                                  |
| Student Transportation Services                               | 2,199,256             | 2,199,256             | 2,208,561                   | (9,305)                                                 |
| Central Services                                              | 658,964               | 658,964               | 556,828                     | 102,136                                                 |
| Other Support Services                                        | 14,750                | 14,750                | 13,682                      | 1,068                                                   |
| Student Activities                                            | 710,728               | 710,728               | 596,745                     | 113,983                                                 |
| Community Services                                            | -                     | -                     | 14,625                      | (14,625)                                                |
| Debt Service (Principal & Interest)                           | 929,425               | 929,425               | 902,657                     | 26,768                                                  |
| <b>Total Expenditures</b>                                     | <b>\$ 24,155,535</b>  | <b>\$ 24,155,535</b>  | <b>\$ 22,991,627</b>        | <b>\$ 1,163,908</b>                                     |
| <b>Excess ( Deficiency) of Revenues<br/>over Expenditures</b> | <b>\$ (864,340)</b>   | <b>\$ (864,340)</b>   | <b>\$ 852,970</b>           | <b>\$ 1,717,310</b>                                     |
| <b>OTHER FINANCING SOURCES (USES)</b>                         |                       |                       |                             |                                                         |
| Legal Settlement                                              | \$ -                  | \$ -                  | \$ 8,989                    | \$ 8,989                                                |
| Refund of Prior Year Revenues                                 | -                     | -                     | (48,136)                    | (48,136)                                                |
| Budgetary Reserve                                             | (250,000)             | (250,000)             | -                           | 250,000                                                 |
| <b>Total Other Financing Sources (Uses)</b>                   | <b>\$ (250,000)</b>   | <b>\$ (250,000)</b>   | <b>\$ (39,147)</b>          | <b>\$ 210,853</b>                                       |
| <b>NET CHANGE IN FUND BALANCES</b>                            | <b>\$ (1,114,340)</b> | <b>\$ (1,114,340)</b> | <b>\$ 813,823</b>           | <b>\$ 1,928,163</b>                                     |
| FUND BALANCE - JULY 1, 2023                                   | 5,312,753             | 5,312,753             | 7,187,296                   | 1,874,543                                               |
| <b>FUND BALANCE - JUNE 30, 2024</b>                           | <b>\$ 4,198,413</b>   | <b>\$ 4,198,413</b>   | <b>\$ 8,001,119</b>         | <b>\$ 3,802,706</b>                                     |

The accompanying notes are an integral part of these financial statements

**MONITEAU SCHOOL DISTRICT**  
**STATEMENT OF NET POSITION**  
**PROPRIETARY FUNDS**

**FOOD**  
**SERVICES**

**ASSETS AND DEFERRED OUTFLOWS OF RESOURCES**

**ASSETS**

**Current Assets:**

|                             |                          |
|-----------------------------|--------------------------|
| Cash and Cash Equivalents   | \$ 76,575                |
| Due from Other Funds        | 581,355                  |
| Other Accounts Receivable   | 7,055                    |
| Inventories                 | 27,909                   |
| <b>TOTAL CURRENT ASSETS</b> | <b><u>\$ 692,894</u></b> |

**Noncurrent Assets:**

|                                |                          |
|--------------------------------|--------------------------|
| Furniture and Equipment        | \$ 131,190               |
| <b>TOTAL NONCURRENT ASSETS</b> | <b><u>\$ 131,190</u></b> |
| <b>TOTAL ASSETS</b>            | <b><u>\$ 824,084</u></b> |

**DEFERRED OUTFLOWS OF RESOURCES**

|                                                        |                          |
|--------------------------------------------------------|--------------------------|
| Deffered Outflows Related to Pension                   | \$ 127,746               |
| Deffered Outflows Related to OPEB                      | 5,241                    |
| <b>TOTAL DEFERRED OUTFLOWS OF RESOURCES</b>            | <b><u>\$ 132,987</u></b> |
| <b>TOTAL ASSETS AND DEFERRED OUTFLOWS OF RESOURCES</b> | <b><u>\$ 957,071</u></b> |

**LIABILITIES, DEFERRED INFLOWS OF RESOURCES AND NET POSITION**

**LIABILITIES**

**Current Liabilities:**

|                                  |                        |
|----------------------------------|------------------------|
| Unearned Revenue                 | \$ 9,776               |
| <b>TOTAL CURRENT LIABILITIES</b> | <b><u>\$ 9,776</u></b> |

**Noncurrent Liabilities:**

|                                     |                          |
|-------------------------------------|--------------------------|
| Compensated Absences                | \$ 11,034                |
| Net OPEB Liability (PSERS)          | 31,920                   |
| Net Pension Liability               | 784,740                  |
| <b>TOTAL NONCURRENT LIABILITIES</b> | <b><u>\$ 827,694</u></b> |
| <b>TOTAL LIABILITIES</b>            | <b><u>\$ 837,470</u></b> |

**DEFERRED INFLOWS OF RESOURCES**

|                                            |                         |
|--------------------------------------------|-------------------------|
| Deffered Inflows Related to Pension        | \$ 44,850               |
| Deffered Inflows Related to OPEB           | 8,250                   |
| <b>TOTAL DEFERRED INFLOWS OF RESOURCES</b> | <b><u>\$ 53,100</u></b> |

**NET POSITION**

|                                                                           |                          |
|---------------------------------------------------------------------------|--------------------------|
| Net Investment in Capital Assets                                          | \$ 131,190               |
| Unrestricted (Deficit)                                                    | (64,689)                 |
| <b>TOTAL NET POSITION</b>                                                 | <b><u>\$ 66,501</u></b>  |
| <b>TOTAL LIABILITIES, DEFERRED INFLOWS OF RESOURCES, AND NET POSITION</b> | <b><u>\$ 957,071</u></b> |

The accompanying notes are an integral part of these financial statements

**MONITEAU SCHOOL DISTRICT**  
**STATEMENT OF REVENUES, EXPENSES AND CHANGES IN FUND NET POSITION**  
**PROPRIETARY FUNDS**  
**FOR THE YEAR ENDED JUNE 30, 2024**

|                                                | <b>FOOD SERVICES</b> |
|------------------------------------------------|----------------------|
| <b><u>OPERATING REVENUES</u></b>               |                      |
| Food Services Revenue                          | \$ 157,940           |
| <b>Total Operating Revenues</b>                | <b>\$ 157,940</b>    |
| <b><u>OPERATING EXPENSES</u></b>               |                      |
| Salaries                                       | \$ 295,894           |
| Employee Benefits                              | 132,415              |
| Purchased Property Service                     | 25,504               |
| Other Purchased Services                       | 1,229                |
| Supplies                                       | 534,650              |
| Depreciation                                   | 10,594               |
| Other Operating Expenditures                   | 4,436                |
| <b>Total Operating Expenses</b>                | <b>\$ 1,004,722</b>  |
| <b>OPERATING INCOME/(LOSS)</b>                 | <b>\$ (846,782)</b>  |
| <b><u>NONOPERATING REVENUES (EXPENSES)</u></b> |                      |
| Earnings on Investments                        | \$ 3,960             |
| State Sources                                  | 174,747              |
| Federal Sources                                | 793,790              |
| <b>Total Nonoperating Revenues (Expenses)</b>  | <b>\$ 972,497</b>    |
| <b>CHANGE IN NET POSITION</b>                  | <b>\$ 125,715</b>    |
| NET POSITION - JULY 1, 2023 - (Deficit)        | (59,214)             |
| <b>NET POSITION - JUNE 30, 2024</b>            | <b>\$ 66,501</b>     |

The accompanying notes are an integral part of these financial statements



**MONITEAU SCHOOL DISTRICT**  
**STATEMENT OF CASH FLOWS**  
**PROPRIETARY FUNDS**  
**FOR THE YEAR ENDED JUNE 30, 2024**

|                                                                                                              | <b><u>FOOD<br/>SERVICES</u></b> |
|--------------------------------------------------------------------------------------------------------------|---------------------------------|
| <b><u>CASH FLOWS FROM OPERATING ACTIVITIES</u></b>                                                           |                                 |
| Cash Received from Users                                                                                     | \$ 158,446                      |
| Cash Payments to Employees for Services                                                                      | (456,562)                       |
| Cash Payments to Suppliers for Goods and Services                                                            | (822,364)                       |
| <b>Net Cash Provided (Used) by Operating Activities</b>                                                      | <b><u>\$ (1,120,480)</u></b>    |
| <b><u>CASH FLOWS FROM NON-CAPITAL FINANCING ACTIVITIES</u></b>                                               |                                 |
| State Sources                                                                                                | \$ 174,747                      |
| Federal Sources                                                                                              | 714,278                         |
| <b>Net Cash Provided (Used) by Non-Capital Financing Activities</b>                                          | <b><u>\$ 889,025</u></b>        |
| <b><u>CASH FLOWS FROM CAPITAL AND RELATED FINANCING ACTIVITIES</u></b>                                       |                                 |
| Capital Outlay                                                                                               | \$ (47,694)                     |
| <b>Net Cash Provided (Used) by Capital and Related Financing Activities</b>                                  | <b><u>\$ (47,694)</u></b>       |
| <b><u>CASH FLOWS FROM INVESTING ACTIVITIES</u></b>                                                           |                                 |
| Earnings on Investments                                                                                      | \$ 3,960                        |
| <b>Net Cash Provided (Used) by Investing Activities</b>                                                      | <b><u>\$ 3,960</u></b>          |
| <b>NET INCREASE (DECREASE) IN CASH AND CASH EQUIVALENTS</b>                                                  | <b>\$ (275,189)</b>             |
| CASH AND CASH EQUIVALENTS - JULY 1, 2023                                                                     | <u>351,764</u>                  |
| <b>CASH AND CASH EQUIVALENTS - JUNE 30, 2024</b>                                                             | <b><u>\$ 76,575</u></b>         |
| <b>RECONCILIATION OF OPERATING INCOME (LOSS) TO NET CASH PROVIDED (USED) BY OPERATING ACTIVITIES:</b>        |                                 |
| Operating Income (Loss)                                                                                      | \$ (846,782)                    |
| <b>ADJUSTMENTS TO RECONCILE OPERATING INCOME (LOSS) TO NET CASH PROVIDED (USED) BY OPERATING ACTIVITIES:</b> |                                 |
| Depreciation                                                                                                 | 10,594                          |
| Donated Commodities                                                                                          | 79,513                          |
| (Increase) Decrease in Deferred Outflows of Resources                                                        | (3,855)                         |
| (Increase) Decrease in Accounts Receivable                                                                   | (1,097)                         |
| (Increase) Decrease in Inventories                                                                           | 4,468                           |
| Increase (Decrease) in Accounts Payable                                                                      | (8,256)                         |
| Increase (Decrease) in Advance from Other Funds                                                              | (609,175)                       |
| Increase (Decrease) in Deferred Inflows of Resources                                                         | 13,230                          |
| Increase (Decrease) in Net Pension Liability                                                                 | (36,870)                        |
| Increase (Decrease) in Net OPEB Liability                                                                    | (2,160)                         |
| Increase (Decrease) in Advance to Other Funds                                                                | 278,661                         |
| Increase (Decrease) in Unearned Revenue                                                                      | (152)                           |
| Increase (Decrease) in Compensated Absences                                                                  | 1,401                           |
| <b>Total Adjustments</b>                                                                                     | <b><u>\$ (273,698)</u></b>      |
| <b>NET CASH PROVIDED (USED) BY OPERATING ACTIVITIES</b>                                                      | <b><u>\$ (1,120,480)</u></b>    |
| <b>NONCASH NONCAPITAL FINANCING ACTIVITIES:</b>                                                              |                                 |
| During the year, the District received \$79,513 of food commodities from the U.S. Department of Agriculture  |                                 |

The accompanying notes are an integral part of these financial statements

**MONITEAU SCHOOL DISTRICT**  
**STATEMENT OF NET POSITION**  
**FIDUCIARY FUNDS**  
**JUNE 30, 2024**

|                                           | <b>STUDENT<br/>ACTIVITY<br/>CUSTODIAL<br/>FUNDS</b> |
|-------------------------------------------|-----------------------------------------------------|
| <b>ASSETS</b>                             |                                                     |
| Cash and Cash Equivalents                 | \$ 105,651                                          |
| <b>TOTAL ASSETS</b>                       | <b>\$ 105,651</b>                                   |
| <br><b>LIABILITIES</b>                    |                                                     |
| Other Current Liabilities                 | \$ -                                                |
| <b>TOTAL LIABILITIES</b>                  | <b>\$ -</b>                                         |
| <br><b>NET POSITION</b>                   |                                                     |
| Restricted                                | \$ 105,651                                          |
| <b>TOTAL NET POSITION</b>                 | <b>\$ 105,651</b>                                   |
| <b>TOTAL LIABILITIES AND NET POSITION</b> | <b>\$ 105,651</b>                                   |

The accompanying notes are an integral part of these financial statements

**MONITEAU SCHOOL DISTRICT**  
**STATEMENT OF CHANGES IN NET POSITION**  
**FIDUCIARY FUNDS**  
**FOR THE YEAR ENDED JUNE 30, 2024**

|                                         | <b>STUDENT<br/>ACTIVITY<br/>CUSTODIAL<br/>FUNDS</b> |
|-----------------------------------------|-----------------------------------------------------|
| <b>ADDITIONS</b>                        |                                                     |
| Student Club Organization Receipts      | \$ 228,841                                          |
| <b>TOTAL ADDITIONS</b>                  | <b>\$ 228,841</b>                                   |
| <b>DEDUCTIONS</b>                       |                                                     |
| Student Club Organization Disbursements | \$ 211,345                                          |
| <b>TOTAL DEDUCTIONS</b>                 | <b>\$ 211,345</b>                                   |
| <b>CHANGE IN NET POSITION</b>           | \$ 17,496                                           |
| NET POSITION - JULY 1, 2023             | 88,155                                              |
| <b>NET POSITION - JUNE 30, 2024</b>     | <b>\$ 105,651</b>                                   |

The accompanying notes are an integral part of these financial statements

**MONITEAU SCHOOL DISTRICT**  
**NOTES TO FINANCIAL STATEMENTS**  
**JUNE 30, 2024**

**NOTE 1 – SUMMARY OF SIGNIFICANT ACCOUNTING POLICIES**

**REPORTING ENTITY**

The Moniteau School District was established under the authority of an act of the state legislature that designated a school board as the governing body. This district serves the surrounding municipalities which include the Townships of Cherry, Clay, Concord, Marion, Venango and Washington, and the Boroughs of Cherry Valley, Eau Claire and West Sunbury. The School District operates under a locally elected nine-member Board form of government and provides educational services as mandated by the Commonwealth of Pennsylvania and selected federal agencies. The Board of Education has complete authority over the operations and administration of the School District's activities.

A reporting entity is comprised of the primary government, component units and other organizations that are included to ensure the financial statements are not misleading. The primary government of the Moniteau School District consists of all funds, departments, boards, and agencies that are not legally separate from the School District. Generally accepted accounting principles define component units as legally separate entities that are included in the School District's reporting entity because of the significance of their operating or financial relationships with the School District. Based on the application of these criteria, the Moniteau School District has no component units.

The School District is associated with two jointly governed organizations (Note 12) and one public entity risk pool (Note 13). These organizations are:

- Jointly Governed Organizations:
  - Butler County Area Vocational-Technical School
  - Mid-Western Intermediate Unit IV
  
- Public Entity Risk Pool:
  - Midwestern Health Combine

The financial statements of the Moniteau School District have been prepared in conformity with generally accepted accounting principles (GAAP) as applied to governmental units. The Governmental Accounting Standards Board (GASB) is responsible for establishing GAAP for state and local governments through its pronouncements (Statements and Interpretations). The most significant of the School District's accounting policies are as follows:

**FINANCIAL STATEMENT PRESENTATION**

**GOVERNMENT-WIDE FINANCIAL STATEMENTS** – The statement of net position (Exhibit A) and the statement of activities (Exhibit B) display information about the School District as a whole. These statements include the financial activities of the primary government, except for fiduciary funds. The statements distinguish between those activities of the School District that are governmental and those that are considered business-type activities.

**MONITEAU SCHOOL DISTRICT**  
**NOTES TO FINANCIAL STATEMENTS**  
**JUNE 30, 2024**

**NOTE 1 – SUMMARY OF SIGNIFICANT ACCOUNTING POLICIES (Continued)**

**FINANCIAL STATEMENT PRESENTATION (Continued)**

The government-wide statements are prepared using the economic resources measurement focus. That is the same approach used in the preparation of the proprietary fund financial statements but differs from the manner in which governmental fund financial statements are prepared. Governmental fund financial statements therefore include reconciliations (Exhibit D and F) with brief explanations to better identify the relationship between the government-wide statements and the statements for governmental funds.

The government-wide statement of activities (Exhibit B) presents a comparison between direct expenses and program revenues for the District's business-type activities (food service operations) and for each function of the School District's governmental activities. Direct expenses are those that are specifically associated with a service, program or department and are therefore clearly identifiable to a particular function. Program revenues include charges paid by the recipient of the goods or services offered by the program, and grants, subsidies and contributions that are restricted to meeting the operational or capital requirements of a particular program. Revenues that are not classified as program revenues are presented as general revenues of the School District. The comparison of direct expenses with program revenues identifies the extent to which the business-type activity or government function is self-financing or draws from the general revenues of the School District.

**FUND FINANCIAL STATEMENTS** – Fund financial statements report detailed information about the School District. The focus of governmental and enterprise fund financial statements is on major funds rather than reporting funds by type. Major funds represent the School District's most important funds and are determined based on percentages of assets, liabilities, revenues, and expenditures/expenses. For the Moniteau School District, the General Fund is always considered a major fund. Each major fund is presented in a separate column. Non-major funds are segregated and presented in a single column. Fiduciary funds are reported by type.

**BASIS OF ACCOUNTING AND MEASUREMENT FOCUS**

The basis of accounting determines when transactions are recorded in the financial records and reported in the financial statements. Government-wide financial statements are prepared using the accrual basis of accounting. Government funds use the modified accrual basis of accounting. Proprietary and fiduciary funds use the accrual basis of accounting.

The accounting and financial reporting treatment applied to a fund is determined by its measurement focus. All governmental fund types are accounted for using a flow of current financial resources measurement focus. The financial statements for governmental funds are a balance sheet, which generally includes only current assets and current liabilities, and a statement of revenues, expenditures, and changes in fund balances, which reports on the sources (revenues and other financing sources) and uses (expenditures and other financing uses) of current financial resources.

All proprietary fund types are accounted for on a flow of economic resources measurement focus. With this measurement focus, all assets and all liabilities associated with the operation of these funds are included on the statement of net position. The statement of revenues, expenses, and changes in fund net position presents increases (revenues) and decreases (expenses) in total net position. The statement of cash flows provides information about how the School District finances and meets the cash flow needs of its proprietary activities.

Fiduciary funds are reported using the economic resources measurement focus.

**MONITEAU SCHOOL DISTRICT**  
**NOTES TO FINANCIAL STATEMENTS**  
**JUNE 30, 2024**

**NOTE 1 – SUMMARY OF SIGNIFICANT ACCOUNTING POLICIES (Continued)**

**BASIS OF ACCOUNTING AND MEASUREMENT FOCUS (Continued)**

Revenue resulting from non-exchange transactions, in which the School District receives value without directly giving equal value in return, includes property taxes, grants and contributions. On an accrual basis, revenue from property taxes is recognized in the fiscal year for which the taxes are levied. Revenues from grants and contributions are recognized in the fiscal year in which all eligibility requirements have been satisfied. On a modified accrual basis, revenue from non-exchange transactions must also be 'available' before it can be recognized.

The management of the Moniteau School District has determined that the revenues most susceptible to accrual (measurable and available) at June 30, 2024 under the modified accrual basis are **1)** delinquent real estate taxes collected by the District from the Butler County Tax Claim Bureau within 60 days following the close of the fiscal year, **2)** certain Act 511 taxes, **3)** federal and state subsidies earned in the fiscal year 2023-2024, and **4)** other miscellaneous revenues earned in fiscal year 2023-2024 but received subsequent to June 30, 2024. On the governmental fund financial statements, receivables that will not be collected within the 'available' period have been reported as 'deferred inflows of resources'.

On the accrual basis of accounting, expenses are recognized at the time they are incurred. The measurement focus of governmental fund accounting is on decreases in net financial resources (expenditures) rather than expenses. Expenditures are generally recognized in the accounting period in which the related fund liability is incurred, if measurable. The primary expenditures deemed susceptible to accrual on June 30, 2024, are those for which the Board of Education's intention was to expense these items as budgeted for the 2023-2024 official budget, and for which the District has incurred an obligation during 2024, but has not paid as of June 30, 2024.

Allocations of cost, such as depreciation and additional pension and OPEB expenses related to GASB 68 and GASB 75, are not recognized in governmental funds but are included as part of expenses in the government-wide statement of activities. Unused donated commodities are reported as unearned revenue.

**FUND ACCOUNTING**

The School District uses funds to report on its financial position and the results of its operations during the year. Fund accounting is designed to demonstrate legal compliance and to aid financial management by segregating transactions related to certain school district functions or activities. A fund is defined as a fiscal and accounting entity with a self-balancing set of accounts. Funds are classified into three categories: governmental, proprietary, and fiduciary. Fund categories are defined as follows:

**Governmental Funds** – Governmental funds focus on the sources, uses and balances of current financial resources. Expendable assets are assigned to the various governmental funds according to the purposes for which they may or must be used. Current liabilities are assigned to the fund from which they will be paid. The difference between governmental fund assets and liabilities is reported as fund balance. The School District does not currently maintain any non-major governmental funds.

**MAJOR GOVERNMENTAL FUND:**

**GENERAL FUND** - The General Fund is used to account for all financial resources not required to be accounted for in some other fund. The general fund balance is available for any purpose provided it is expended according to the Commonwealth of Pennsylvania Public School Code.

**MONITEAU SCHOOL DISTRICT**  
**NOTES TO FINANCIAL STATEMENTS**  
**JUNE 30, 2024**

**NOTE 1 – SUMMARY OF SIGNIFICANT ACCOUNTING POLICIES (Continued)**

**FUND ACCOUNTING: (Continued)**

**Proprietary Funds** - used to account for activities similar to those found in the private sector, where the determination of net income is necessary and useful to sound financial administration. Goods or services from such activities can be provided either to outside parties (enterprise funds) or to other departments or agencies within the School District (internal service funds). The School District's major and sole enterprise fund is its Food Service Fund, which accounts for the financial transactions related to the food service operations of the District.

**Fiduciary Funds** – Fiduciary fund reporting focuses on net position and changes in net position. The fiduciary fund category is split into four classifications: pension trust funds, investment trust funds, private-purpose trust funds and custodial funds. Trust funds are used to account for assets held by the School District under a trust agreement for individuals, private organizations, or other governments and are therefore not available to support the School District's own programs. Custodial funds report fiduciary activities that are not held in a Trust or equivalent arrangement that meets specific criteria. The District's Custodial Fund is comprised of the various student organization activity accounts administered by the District on behalf of the various student organizations.

**BUDGETS**

On May 26, 2023, the Moniteau School District adopted its fiscal year June 30, 2024 annual budget for the general fund totaling \$24,405,535 in accordance with the provisions of the Pennsylvania School Code. The budget is prepared utilizing the modified accrual method of accounting. Budgetary transfers among various expenditure line items can be performed by the District, as approved by the Board of Education, only during the last nine months of the fiscal year. The original and adjusted budgetary amounts are reflected in these financial statements (Exhibit G). All annual appropriations of the general fund lapse at fiscal year-end.

The School District uses the following procedures in establishing this budgetary data:

- a. Prior to May of the preceding fiscal year, the school district prepares a budget for the next succeeding fiscal year beginning July 1. The operating budget includes proposed expenditures and the revenues and other sources of funds used to finance these expenditures.
- b. At least 20 days prior to the date set for budget adoption, the budget is made available for public inspection.
- c. A meeting of the Board of Education is then held for the purpose of adopting the proposed budget. The meeting may only be held after 10 days of public notification.
- d. Prior to July 1, the budget is legally enacted through passage of a resolution by the Board of Education.
- e. The budget must be filed with the Commonwealth of Pennsylvania, Department of Education by July 15 of the fiscal year or within 30 days of adoption.
- f. Budgetary transfers are permitted after the first 90 days of the school district's fiscal year.

**MONITEAU SCHOOL DISTRICT**  
**NOTES TO FINANCIAL STATEMENTS**  
**JUNE 30, 2024**

**NOTE 1 – SUMMARY OF SIGNIFICANT ACCOUNTING POLICIES (Continued)**

**CASH AND CASH EQUIVALENTS**

For the purposes of these basic financial statements, cash and cash equivalents include amounts in demand deposit accounts and any other highly liquid, short-term investments, with original maturity terms of less than three months.

**INVESTMENTS**

Under Section 440.1 of the Pennsylvania Public School Code of 1949, as amended, and PA Act 10 of 2016, Moniteau School District is permitted to invest funds consistent with sound business practices in the following types of investments:

- I. Obligations of (a) the United States of America or any of its agencies or instrumentalities backed by the full faith and credit of the United States of America, (b) the Commonwealth of Pennsylvania or any of its agencies or instrumentalities backed by the full faith and credit of the Commonwealth of Pennsylvania, or (c) of any political subdivision of the Commonwealth of Pennsylvania or any of its agencies or instrumentalities backed by the full faith and credit of the political subdivision.
- II. Deposits in savings accounts, time deposits and share accounts of institutions insured by the Federal Deposit Insurance Corporation (FDIC) to the extent that such accounts are so insured and, for any amounts above the insured maximum, provided that approved collateral, as provided by law, is pledged by the depository.
- III. U.S. government obligations, short-term commercial paper issued by a public corporation, and banker's acceptances.

Investment accounts in the governmental funds include deposits pooled for investment purposes with the Pennsylvania Local Government Investment Trust (PLGIT). Investments are reported at fair value. There were no deposit or investment transactions during the year that were in violation of state statutes.

**SHORT-TERM INTERFUND RECEIVABLES/PAYABLES**

During the course of operations, numerous transactions occur between individual funds for goods provided or services rendered. These receivables and payables are classified as 'due from/to other funds' on the governmental funds balance sheet. For the purposes of the government-wide statement of net position, governmental interfund receivables and payables have been eliminated. Amounts due between governmental activities and business-type activities, if any, are presented as off-setting internal balances on the statement of net position.

**INVENTORIES**

Inventories on the government-wide statement of net position (Exhibit A) and the proprietary fund statement of net position (Exhibit H) are recorded at a combination of actual cost and fair value on a first-in first-out basis. This inventory consists of purchased food and supplies and donated commodities from the U.S. Department of Agriculture as part of the food service program. The School District does not inventory the cost of such items as books and supplies but rather records these items as expenditures in the governmental funds and an expense in the government-wide statement of activities at the time of purchase.



**MONITEAU SCHOOL DISTRICT**  
**NOTES TO FINANCIAL STATEMENTS**  
**JUNE 30, 2024**

**NOTE 1 – SUMMARY OF SIGNIFICANT ACCOUNTING POLICIES (Continued)**

**CAPITAL ASSETS AND DEPRECIATION**

General capital assets are those assets not specifically related to activities reported in the proprietary funds. These assets are reported in the governmental activities' column of the government-wide statement of net position. Capital assets used by the proprietary fund are reported in both the business-type activity column of the government-wide statement of net position and on the proprietary fund statement of net position.

All capital assets are recorded at cost (or estimated historical cost). Donated fixed assets are recorded at fair value at the time of receipt. The School District maintains a capitalization threshold of \$1,500. The cost of infrastructure is included as part of site improvements in the government-wide statement of net position. Routine repair and maintenance costs that do not add to the value of the asset or extend its useful life are charged as an expense in the government-wide statement of activities.

All reported capital assets, except land and construction in progress, are depreciated using the straight-line method over the following useful lives:

| <b><u>CATEGORY</u></b>     | <b><u>GOVERNMENTAL<br/>ACTIVITIES</u></b> |
|----------------------------|-------------------------------------------|
| Site Improvements          | 5-30 Years                                |
| Buildings and Improvements | 7-40 Years                                |
| Furniture and Equipment    | 3-15 Years                                |
| Vehicles                   | 10 Years                                  |

The accounting and reporting treatment applied to the capital assets associated with a fund are determined by its measurement focus. Capital assets purchased by governmental funds are recorded as expenditures in the fund financial statements (Exhibit E). The results of capitalizing fixed assets net of depreciation on the government-wide statement of net position and statement of activities, as opposed to recording these same assets as an expenditure in the fund financial statements (Exhibit E), is reflected in the required reconciliations of fund balance to net position (Exhibit D) and the changes in fund balances to the changes in net position (Exhibit F).

**LONG-TERM DEBT FINANCING COSTS**

Bond and note issue costs are recorded as expenditures in the governmental fund financial statements in the year paid. The School District did not incur bond or note issuance costs during the 2023-2024 fiscal year.

**COMPENSATED ABSENCES**

The School District reports compensated absences in accordance with generally accepted accounting principles. Sick leave benefits are accrued for members of the Moniteau Education Association and confidential secretaries at the rate of 25% of their regular pay, for a maximum of 160 accumulated sick leave days, under conditions provided in the collective bargaining agreement. Members of the Moniteau Educational Support Personnel Association are entitled to accumulate unused sick days to a maximum of 150 days at the rate of 25% of their regular pay. District administrators and the Superintendent are entitled to accumulate 12 sick days per year.

**MONITEAU SCHOOL DISTRICT**  
**NOTES TO FINANCIAL STATEMENTS**  
**JUNE 30, 2024**

**NOTE 1 – SUMMARY OF SIGNIFICANT ACCOUNTING POLICIES (Continued)**

**COMPENSATED ABSENCES (Continued)**

The entire compensated absences liability of \$377,995 is shown as a non-current liability in the government-wide statement of net position. For governmental fund financial statements, compensated absences are recorded as expenditures when paid, rather than accrued when earned, as the likelihood of payment in the immediate fiscal year with available expendable resources is not assured.

**PENSIONS**

For the purposes of measuring the net pension liability, deferred outflows of resources and deferred inflows of resources related to pensions, and pension expense, information about the fiduciary net position of the Public-School Employees' Retirement System (PSERS), and additions to/deductions from PSERS's fiduciary net position have been determined on the same basis as they are reported by PSERS. For this purpose, benefit payments (including refunds of employee contributions) are recognized when due and payable in accordance with the benefit terms. Investment assets are reported at fair value. More information on pension activity is included in Note 10.

**OTHER POSTEMPLOYMENT BENEFITS**

For the purposes of measuring the net OPEB liability, deferred outflows of resources and deferred inflows of resources related to OPEB, and OPEB expense, information about the fiduciary net position of the Public-School Employees' Retirement System (PSERS), and additions to/deductions from PSERS's fiduciary net position have been determined on the same basis as they are reported by PSERS. For this purpose, benefit payments (including refunds of employee contributions) are recognized when due and payable in accordance with the benefit terms. Investment assets are reported at fair value. More information on other postemployment benefits activity is included in Note 11.

**ACCRUED LIABILITIES AND LONG-TERM OBLIGATIONS**

All payables, accrued liabilities and long-term obligations are reported in the government-wide financial statements. For the business-type activities, these obligations and all similar obligations are reported again on the proprietary fund financial statement of net position (Exhibit H).

In general, payables and accrued liabilities that will be paid from governmental funds are reported on the governmental fund financial statements regardless of whether they will be liquidated with current resources. However, the non-current portion of compensated absences and retiree health benefits that will be paid from governmental funds are reported as a liability in the fund financial statements only to the extent that they will be paid with current, expendable, available financial resources. In general, liabilities that mature or come due for payment during the fiscal year are considered to have been paid with current available financial resources. Notes and other long-term obligations that will be paid from governmental funds are not recognized as a liability in the fund financial statements when due. The District's General Fund is typically used to liquidate long-term liability obligations.

The results of recognizing these long-term obligations as liabilities on the government-wide statement of net position and statement of activities, as opposed to recording these same obligations as an expenditure in the fund financial statements (Exhibit E) only when paid, is reflected in the required reconciliations of fund balance to net position (Exhibit D) and the changes in fund balances to the changes in net position (Exhibit F).

**MONITEAU SCHOOL DISTRICT**  
**NOTES TO FINANCIAL STATEMENTS**  
**JUNE 30, 2024**

**NOTE 1 – SUMMARY OF SIGNIFICANT ACCOUNTING POLICIES (Continued)**

**UNEARNED REVENUE**

Unearned revenue arises when the District receives resources before it has legal claim to them. This occurs when grant monies are received prior to the incurrence of qualifying expenditures. In subsequent periods, when both revenue recognition criteria are met, or when the School District has a legal claim to the resources, the unearned revenue liability is removed, and revenue is recognized.

**DEFERRED OUTFLOWS AND INFLOWS OF RESOURCES**

In addition to assets, the financial statements will sometimes report a separate section for deferred outflows of resources. This separate financial statement element, deferred outflows of resources, represents a consumption of net position that applies to a future period(s) and so will not be recognized as an outflow of resources (expense) until then. The School District has deferred outflows related to the pension and OPEB plans, both of which are reported on the statement of net position (Exhibit A).

In addition to liabilities, the financial statements will sometimes report a separate section for deferred inflows of resources. This separate financial statement element, deferred inflows of resources, represents an acquisition of net position that applies to a future period(s) and so will not be recognized as an inflow of resources (revenue) until then. The School District has two items that qualify for reporting in this category. They are delinquent real estate taxes reported on the governmental funds balance sheet (Exhibit C), and deferred inflows related to the School District's pension and OPEB plans, reported on the statement of net position (Exhibit A).

**NET POSITION**

Net position is classified into three categories according to external donor or legal restrictions or availability of assets to satisfy District obligations. Net position is classified as follows:

- Net Investment in Capital Assets – This component of net position consists of capital assets net of accumulated depreciation and reduced by the outstanding balances of debt that is attributable to the acquisition, construction and improvement of the capital assets, plus deferred outflows of resources less deferred inflows of resources related to those assets.
- Restricted Net Position – This component of net position consists of restricted assets reduced by liabilities and deferred inflows related to those assets.
- Unrestricted – Consists of net position that does not meet the definition of 'restricted' or 'net investment in capital assets'. The District has a deficit unrestricted net position of \$23,280,294 on June 30, 2024.

When an expense is incurred that can be paid using either restricted or unrestricted resources (net position), the School District's policy is to first apply the expense toward restricted resources and then toward unrestricted resources.

**MONITEAU SCHOOL DISTRICT**  
**NOTES TO FINANCIAL STATEMENTS**  
**JUNE 30, 2024**

**NOTE 1 – SUMMARY OF SIGNIFICANT ACCOUNTING POLICIES (Continued)**

**FUND EQUITY**

In the Balance Sheet – Governmental Funds (Exhibit C), fund balances are reported in specific categories to make the nature and extent of the constraints placed on any entity's fund balance more transparent in accordance with GASB No. 54, *Fund Balance Reporting and Governmental Fund Type Definitions*. The following classifications describe the relative strength of the spending constraints placed on the purposes for which resources can be used:

- Non-spendable fund balance – amounts that are not in spendable form (such as prepaid expenses) or are required to be maintained intact.
- Restricted fund balance – amounts constrained to specific purposes by their providers (such as grantors, bondholders, and high levels of government), through constitutional provisions, or by enabling legislation.
- Committed fund balance – amount constrained to specific purposes by the School District itself, using its highest level of decision-making authority; to be reported as committed, amounts cannot be used for any other purpose unless the government takes the same highest-level action to remove or change the constraint.
- Assigned fund balance – amounts the School District intends to use for a specific purpose; intent can be expressed by the governing body or by an official or body to which the governing body delegates the authority. On June 30, 2024, the management of the Moniteau School District assigned \$6,045,815 of fund balance to be used as financial resources for future periods, possibly funding non-recurring fixed asset acquisitions, contributing toward capital improvement projects, providing for strategic financial planning through periods of revenue uncertainty, and healthcare cost increases.
- Unassigned fund balance amount that is available for any purpose

Section 688 of the Pennsylvania Public School Code prohibits school districts from increasing real property taxes beyond the annual index increase permitted by law, unless the school district has adopted a budget for such school year that includes an estimated ending unassigned fund balance which is not more than a specified percentage of the district's total budgeted expenditures. For the Moniteau School District, the estimated ending unassigned fund balance must not exceed 8% of total budgeted expenditures.

The School District establishes (and modifies or rescinds) fund balance commitments by passage of an ordinance or resolution. This is typically done through adoption and amendment of the budget. A fund balance commitment is further indicated in the budget document as a designation or commitment of the fund. The Board of Education has given authority to assign fund balance to the Business Manager.

When expenditures/expenses are incurred for purposes for which unrestricted (committed, assigned, and unassigned) resources are available, and amounts in any of these unrestricted classifications could be used, it is the District's general policy to spend the committed resources first, followed by assigned amounts and then unassigned amounts.

**MONITEAU SCHOOL DISTRICT**  
**NOTES TO FINANCIAL STATEMENTS**  
**JUNE 30, 2024**

**NOTE 1 – SUMMARY OF SIGNIFICANT ACCOUNTING POLICIES (Continued)**

**ESTIMATES**

The preparation of financial statements in conformity with generally accepted accounting principles requires the District's management to make estimates and assumptions that affect certain reported amounts and disclosures. Accordingly, actual results could differ from those estimates.

**OPERATING REVENUES AND EXPENSES**

Operating revenues are those revenues that are generated directly from the primary activity of the proprietary fund. For the Moniteau School District, these revenues are food service charges for lunch and breakfast service. Operating expenses are the necessary costs incurred to provide the aforementioned food service. Non-operating revenues of the District's food service proprietary fund are **1)** investment earnings and **2)** state and federal subsidies, including donated commodities, received from the U.S. Department of Agriculture. The District did not have non-operating expenses during the fiscal year.

**ADOPTION OF GASB PRONOUNCEMENTS**

The requirements of the following GASB Statements were adopted for the School District's 2023-2024 financial statements. Except where noted, the adoption of these pronouncements did not have a significant impact on Moniteau's School District's financial statements.

- **GASB issued Statement No. 99**, '*Omnibus 2022*'.
- **GASB issued Statement No. 100**, '*Accounting Changes and Error Correction*'.

**PENDING GASB PRONOUNCEMENTS**

- **GASB issued Statement No. 101**, '*Compensated Absences*'. The provisions of this statement are effective for the School District's June 30, 2025 financial statements.
- **GASB issued Statement No. 102**, '*Certain Risk Disclosures*'. The provisions of this statement are effective for the School District's June 30, 2025 financial statements.
- **GASB issued Statement No. 103**, '*Financial Reporting Model Improvements*'. The provisions of this statement are effective for the School District's June 30, 2026 financial statements.
- **GASB issued Statement No. 104**, '*Disclosure of Certain Capital Assets*'. The provisions of this statement are effective for the School District's June 30, 2026 financial statements.

The School District has not yet determined the impact of the adoption of the above pending GASB pronouncements on its financial statements.

**MONITEAU SCHOOL DISTRICT**  
**NOTES TO FINANCIAL STATEMENTS**  
**JUNE 30, 2024**

**NOTE 2 - CASH DEPOSITS AND INVESTMENTS**

**CASH DEPOSITS**

On June 30, 2024, the Moniteau School District had the following carrying values on its cash and cash equivalents accounts:

|                 | <b>BANK<br/>BALANCE</b> | <b>CARRYING<br/>VALUE</b> |
|-----------------|-------------------------|---------------------------|
| General Fund    | \$ 9,700,627            | \$ 9,174,033              |
| Enterprise Fund | 77,056                  | 76,575                    |
| Custodial Fund  | 100,014                 | 105,651                   |
| <b>TOTAL</b>    | <b>\$ 9,877,697</b>     | <b>\$ 9,356,259</b>       |

The difference between the bank balance and carrying value represents year-end reconciling items such as deposits in transit and outstanding checks. The Federal Deposit Insurance Corporation (FDIC) coverage threshold for government accounts is \$250,000 per official custodian. This coverage includes checking and savings accounts, money market deposits accounts, and certificates of deposit.

**Custodial Credit Risk:**

Custodial credit risk is the risk that in the event of a bank failure, the District's deposits may not be returned to it. The District does not have a separate policy for custodial credit risk in addition to the requirements of State Law. As of June 30, 2024, \$9,627,697 of the District's bank balance total is exposed to custodial credit risk as this amount represents uninsured deposits collateralized with securities held by the pledging financial institution or by its trust department or agent, but not in the School District's name. In accordance with Act Number 72-1971 Session of the Commonwealth of Pennsylvania, the aforementioned deposits in excess of \$250,000 are collateralized by securities pledged to a pooled public funds account with the Federal Reserve System.

**INVESTMENTS**

The fair value and maturity terms of the District's investment as of June 30, 2024 are as follows:

|                      | <b>Fair Value</b> | <b>No Stated<br/>Maturity</b> | <b>Credit Rating</b> |
|----------------------|-------------------|-------------------------------|----------------------|
| <b>Governmental:</b> |                   |                               |                      |
| PLGIT                | \$ 3,449          | \$ 3,449                      | AAAm                 |

The purpose of the Pennsylvania Local Government Investment Trust (PLGIT) is to enable governmental units to pool their available funds for investments authorized under the Intergovernmental Cooperation Act of 1972. The funds operate in a manner consistent with the SEC's Rule 2(a) 7 of the Investment Company Act of 1940. The funds use amortized cost to report net position to compute share prices. These funds maintain net asset values of \$1 per share. Accordingly, the fair value of the position in these funds is the same as the value of these shares. These funds are rated by nationally recognized statistical rating organizations as shown above. PLGIT does not put any limitations or restrictions on withdrawals.

**MONITEAU SCHOOL DISTRICT**  
**NOTES TO FINANCIAL STATEMENTS**  
**JUNE 30, 2024**

**NOTE 2 - CASH DEPOSITS AND INVESTMENTS (Continued)**

**INVESTMENTS (Continued)**

**Custodial Credit Risk:**

For an investment, custodial credit risk is the risk that in the event of failure of the counterparty, the District will not be able to recover the value of its investments or collateral security that are in the possession of an outside party. PLGIT has the characteristics of open-end mutual funds and is not exposed to custodial credit risk because its existence is not evidenced by securities that exist in physical or book entry form. These Trusts purchase only money market instruments of the type in which PA Local Governments are permitted to invest funds and comply with all regulations.

**Interest Rate Risk:**

Interest rate risk is the risk that changes in interest rates may adversely affect the value of the investments. The School District has a formal investment policy that limits investment maturities as a means of managing its exposure to fair value losses arising from increasing interest rates.

**Credit Risk:**

Credit risk is the risk that an issuer or other counterparty to an investment will not fulfill its obligations. The School District's investments in authorized instruments that are not backed by the full faith and credit of the federal or state government are limited to those with the highest two (2) credit ratings available for such instruments issued by the recognized organization.

**Concentration of Credit Risk:**

In order to limit the District's exposure to loss of principal due to market changes in interest rates, investments of this type shall be limited to not more than 10% of District funds available for investment on any single date.

**Fair Value Measurements:**

The Moniteau School District's investments are reported at fair value within the fair value hierarchy established by generally accepted accounting principles. Generally accepted accounting standards provide a framework for measuring fair value which establishes a three-level fair value hierarchy that prioritizes the inputs to measure fair value. The hierarchy gives the highest priority to unadjusted quoted prices for identical assets or liabilities (level 1 measurements) and the lowest priority to unobservable (level 3 measurements). The three levels of the fair value hierarchy are described below:

- Level 1 – Observable inputs that reflect quoted prices for identical assets or liabilities in active markets such as stock quotes
- Level 2 – Includes inputs other than level 1 inputs that are directly or indirectly observable in the marketplace such as yield curves or other market data
- Level 3 – Unobservable inputs which reflect the reporting entity's assessment of the assumptions that market participants would use in pricing the asset or liability including assumptions about risk such as bid/ask spreads and liquidity discounts.

**MONITEAU SCHOOL DISTRICT**  
**NOTES TO FINANCIAL STATEMENTS**  
**JUNE 30, 2024**

**NOTE 2 - CASH DEPOSITS AND INVESTMENTS (Continued)**

**INVESTMENTS (Continued)**

**Fair Value Measurement (Continued)**

Investments held in external investment pools such as PLGIT and certificates of deposit are not subject to the provisions of fair value measurements as they are recorded at amortized cost.

**NOTE 3 - PROPERTY TAXES**

The Moniteau School District levies property taxes on July 1 of each fiscal year. The tax millage assessment for the 2023-2024 fiscal year was 97.38 mills, which represents \$93.88 of revenue for every \$1,000 of assessed property value. Taxpayers are entitled to a 2% discount if taxes are paid prior to October 1. Collections beginning December 1 are assessed a 10% penalty. Unpaid taxes are submitted to the Butler County Tax Claim Bureau for collection. Tax collectors are required under Act 169 of the Commonwealth of Pennsylvania to submit a reconciliation of their tax duplicate to the District by January 15<sup>th</sup> of the year following levy. The final tax collector reconciliations reflected \$372,853 in unpaid 2023 property taxes, which represents 6.3% of the total assessed property taxes (\$5,945,154) for the current fiscal year.

Taxes receivable as shown in the government-wide statement of net position include property taxes of \$726,995 net of an allowance for doubtful accounts of \$14,540. Management estimates that approximately 2% of delinquent property taxes receivable will be uncollectible based on past collection experience.

For purposes of the governmental fund financial statements, the above property taxes receivable includes \$659,672 of property taxes which although measurable, do not meet the available criteria to finance current fiscal year operations. Accordingly, this amount is equally off set as a credit to deferred inflows of resources in the fund financial statements.

The effect of recognizing property tax revenue when taxes are levied, as opposed to when they are received using the 'measurable and available' criteria under the modified accrual basis of accounting, is reflected in the required reconciliations of fund balance to net position (Exhibit D) and the changes in fund balances to the changes in net position (Exhibit F).

Taxes receivable are comprised of the following at June 30, 2024:

|                                | <b>GOVERNMENT<br/>WIDE<br/>FINANCIAL<br/>STATEMENTS</b> | <b>FUND<br/>FINANCIAL<br/>STATEMENTS</b> |
|--------------------------------|---------------------------------------------------------|------------------------------------------|
| Delinquent Property Taxes, Net | \$ 712,455                                              | \$ 726,995                               |
| Wage Taxes and LST Taxes       | 9,508                                                   | 9,508                                    |
| Deed Transfer Taxes            | 18,526                                                  | 18,526                                   |
|                                | <b>\$ 740,489</b>                                       | <b>\$ 755,029</b>                        |



**MONITEAU SCHOOL DISTRICT**  
**NOTES TO FINANCIAL STATEMENTS**  
**JUNE 30, 2024**

**NOTE 4 – DUE FROM OTHER GOVERNMENTS**

The amount of ‘due from other governments’, as reflected on the government-wide statement of net position and the governmental funds balance sheet, is comprised of the following:

|                                     |    |                     |
|-------------------------------------|----|---------------------|
| Commonwealth of Pa. State Subsidies | \$ | 1,106,055           |
| Intermediate Unit Reimbursements    |    | 339,151             |
| Federal Subsidies                   |    | 310,042             |
| Misc Reimbursement                  |    | 43,000              |
|                                     |    | <b>\$ 1,798,248</b> |

**NOTE 5 – OTHER RECEIVABLES**

The amount of ‘other receivables’, as reflected on the government-wide statement of net position and the governmental funds balance sheet, is comprised of other miscellaneous funds of \$1,198 due to the School District on June 30, 2024.

**NOTE 6 – UNEARNED REVENUE**

Unearned revenue of the District’s General Fund and Food Service Fund as of June 30, 2024 is comprised of \$21,306 in unearned federal grant monies and \$9,776 in prepaid student lunch balances respectively.

**NOTE 7 – INTER-FUND OBLIGATIONS AND TRANSFERS**

Inter-fund receivables and payables as reflected on the governmental funds balance sheet (Exhibit C) and the proprietary fund statement of net position (Exhibit H) are as follows:

|                   | <b><u>RECEIVABLE</u></b> | <b><u>PAYABLE</u></b> |
|-------------------|--------------------------|-----------------------|
| General Fund      | \$ -                     | \$ 581,355            |
| Food Service Fund | 581,355                  | -                     |
|                   | <b>\$ 581,355</b>        | <b>\$ 581,355</b>     |

Governmental type ‘inter-fund’ obligations have been eliminated in the government-wide statement of net position. Inter-fund obligations between governmental activities and business-type activities are shown net on the statement of net position as part of the line-item “internal balances”.

**MONITEAU SCHOOL DISTRICT**  
**NOTES TO FINANCIAL STATEMENTS**  
**JUNE 30, 2024**

**NOTE 8 - CAPITAL ASSETS**

A summary of the governmental and business-type fixed asset activity for the 2023-2024 fiscal year was as follows:

|                                                     | <u>7/1/2023</u>        | <u>Additions</u>      | <u>Deductions</u> | <u>6/30/2024</u>       |
|-----------------------------------------------------|------------------------|-----------------------|-------------------|------------------------|
| <b>Governmental Activities</b>                      |                        |                       |                   |                        |
| <b>Capital Assets, not being depreciated</b>        |                        |                       |                   |                        |
| Land                                                | \$ 14,882              | \$ -                  | \$ -              | \$ 14,882              |
| <b>Total Capital Assets, not being depreciated</b>  | <b>\$ 14,882</b>       | <b>\$ -</b>           | <b>\$ -</b>       | <b>\$ 14,882</b>       |
| <b>Capital Assets, being depreciated</b>            |                        |                       |                   |                        |
| Site Improvements                                   | 1,463,793              | -                     | -                 | 1,463,793              |
| Buildings and Improvements                          | 47,779,742             | 22,491                | -                 | 47,802,233             |
| Furniture and Equipment                             | 3,425,027              | 76,364                | -                 | 3,501,391              |
| <b>Total Capital Assets, being depreciated</b>      | <b>\$ 52,668,562</b>   | <b>\$ 98,855</b>      | <b>\$ -</b>       | <b>\$ 52,767,417</b>   |
| <b>Less: Accumulated depreciation</b>               |                        |                       |                   |                        |
| Site Improvements                                   | \$ (736,401)           | \$ (31,248)           | \$ -              | \$ (767,649)           |
| Building and Improvements                           | (19,838,697)           | (1,166,037)           | -                 | (21,004,734)           |
| Furniture and Equipment                             | (2,369,974)            | (169,053)             | -                 | (2,539,027)            |
| <b>Total Accumulated Depreciation</b>               | <b>\$ (22,945,072)</b> | <b>\$ (1,366,338)</b> | <b>\$ -</b>       | <b>\$ (24,311,410)</b> |
| <b>Governmental Activities Capital Assets, Net</b>  | <b>\$ 29,738,372</b>   | <b>\$ (1,267,483)</b> | <b>\$ -</b>       | <b>\$ 28,470,889</b>   |
| <br>                                                |                        |                       |                   |                        |
|                                                     | <u>Balance</u>         | <u>Additions</u>      | <u>Deductions</u> | <u>Balance</u>         |
|                                                     | <u>7/1/2023</u>        | <u>Additions</u>      | <u>Deductions</u> | <u>6/30/2024</u>       |
| <b>Business-Type Activities</b>                     |                        |                       |                   |                        |
| <b>Capital Assets, being depreciated</b>            |                        |                       |                   |                        |
| Furniture and Equipment                             | \$ 180,436             | \$ 47,694             | \$ -              | \$ 228,130             |
| Less: Accumulated Depreciation                      | (86,346)               | (10,594)              | -                 | (96,940)               |
| <b>Business-Type Activities Capital Assets, Net</b> | <b>\$ 94,090</b>       | <b>\$ 37,100</b>      | <b>\$ -</b>       | <b>\$ 131,190</b>      |

**MONITEAU SCHOOL DISTRICT**  
**NOTES TO FINANCIAL STATEMENTS**  
**JUNE 30, 2024**

**NOTE 8 - CAPITAL ASSETS (Continued)**

Depreciation expense was charged to governmental functions as follows:

|                                               |                            |
|-----------------------------------------------|----------------------------|
| Instruction                                   | \$ 913,775                 |
| Instructional Student Support                 | 113,955                    |
| Administrative and Financial Support Services | 163,250                    |
| Operation and Maintenance of Plant Services   | 138,905                    |
| Transportation                                | 2,170                      |
| Student Activities                            | 34,283                     |
|                                               | <b><u>\$ 1,366,338</u></b> |

**NOTE 9 - LONG-TERM LIABILITIES**

**GENERAL OBLIGATION NOTES - SERIES OF 2020**

On March 30, 2020, the Moniteau School District issued General Obligation Notes – Series of 2020 in the amount of \$18,330,000. The purpose of the note issue was **1)** refunding, on a current refunding basis, the School District's General Obligation Bonds, Series A of 2010 and Series of 2015, **2)** the acquisition and construction of capital improvements to the School District's facilities, and **3)** to pay all costs of the issuance of the Notes. The notes were issued in denominations of \$5,000 with interest payable on March 1 and September 1 each year through maturity. Interest rates on the bonds range between 2% and 5% with the bonds scheduled to mature on March 1, 2053. The bonds provide for early redemption options as detailed in the official statement of issue.

**DEFAULT PROVISIONS - GENERAL OBLIGATION NOTES**

In the event of failure of the School District to pay or cause to be paid the interest on or principal of the Notes, as the same becomes due and payable, the holders of the Notes shall be entitled to certain remedies provided by the Local Government Unit Debt Act. Among the remedies, if the failure to pay shall continue for 30 days, holders of the Notes shall have the right to recover the amount due by bringing an action in assumpsit in the Court of Common Pleas of Butler County. The Act provides any judgement shall have an appropriate priority upon the funds next coming into the treasury of the School District. The Act also provides that upon a default of at least 30 days, holders of at least 25 percent of the Notes may appoint a trustee to represent them. The Act provides certain other remedies in the event of default, and further qualifies the remedies described.

**MONITEAU SCHOOL DISTRICT**  
**NOTES TO FINANCIAL STATEMENTS**  
**JUNE 30, 2024**

**NOTE 9 - LONG-TERM LIABILITIES (Continued)**

A summary of the Moniteau School District's general obligation notes outstanding at June 30, 2024 is as follows:

| <b>YEAR END<br/>JUNE 30,</b> | <b>PRINCIPAL</b>            | <b>TOTAL<br/>INTEREST</b>  | <b>TOTAL<br/>GENERAL<br/>OBLIGATION<br/>NOTE</b> |
|------------------------------|-----------------------------|----------------------------|--------------------------------------------------|
| 2025                         | \$ 360,000                  | \$ 531,000                 | \$ 891,000                                       |
| 2026                         | 370,000                     | 523,800                    | 893,800                                          |
| 2027                         | 375,000                     | 516,400                    | 891,400                                          |
| 2028                         | 385,000                     | 508,900                    | 893,900                                          |
| 2029                         | 405,000                     | 489,650                    | 894,650                                          |
| 2030-2034                    | 2,300,000                   | 2,158,400                  | 4,458,400                                        |
| 2035-2039                    | 2,700,000                   | 1,757,250                  | 4,457,250                                        |
| 2040-2044                    | 3,130,000                   | 1,327,650                  | 4,457,650                                        |
| 2045-2049                    | 3,625,000                   | 829,350                    | 4,454,350                                        |
| 2050-2053                    | 3,310,000                   | 252,000                    | 3,562,000                                        |
|                              | <b><u>\$ 16,960,000</u></b> | <b><u>\$ 8,894,400</u></b> | <b><u>\$ 25,854,400</u></b>                      |

The School District's General Obligation Notes Series of 2020 was issued with premiums of \$594,058. The premium is being accreted as a component of interest expense on the straight-line basis over the life of the note issue. The un-accreted amount of the bond premium totaling \$518,659 is reflected as a component of 'Bonds-Payable – Long-Term Portion (Net)', in the governmental activities' column on the government-wide statement of net position. Premium accretion for the year ended June 30, 2024 was \$18,096. This amount was credited to the 'Interest on Long-Term Debt' expense category in the statement of activities.

**LEASE RENTAL DEBT - BUTLER COUNTY AREA VOCATIONAL  
TECHNICAL SCHOOL AUTHORITY**

In April of 2021, the Butler County Area Vocational Technical School Authority issued School Lease Revenue Bonds, Series of 2021 in the amount of \$6,695,000 for the purpose of 1) currently refunding all of the outstanding School Lease Revenue Bonds, Series of 2015 in the aggregate principal amount of \$6,790,000, and 2) to pay costs and expenses related to the issuance of the bonds. The Moniteau School District, along with five other school districts, guaranteed the payment of this note by authorizing the incurrence of lease rental debt. On June 30, 2024, the Moniteau School District's share of the total balance is \$552,097 which is 8.73% of the School Lease Revenue Bonds.

**DEFAULT PROVISIONS – LEASE RENTAL DEBT**

In the event of default, and after due notice is required, the Authority may, in addition to its other remedies, **1)** declare all sums payable under the Lease to be immediately due or to become due under the agreement to be immediately due, or **2)** by legal action enforce all rights of the Authority under the Lease, and **3)** in the event of a default in payment, notify the Secretary of the Department of Education of the Commonwealth to commence proceedings for the withholding of any appropriation due to the Obligated School Districts under the School Code, as appropriate.

**MONITEAU SCHOOL DISTRICT**  
**NOTES TO FINANCIAL STATEMENTS**  
**JUNE 30, 2024**

**NOTE 9 - LONG-TERM LIABILITIES (Continued)**

A summary of the Moniteau School District's lease rental debt outstanding on June 30, 2024 is as follows

| <b>YEAR END<br/>JUNE 30,</b> | <b>PRINCIPAL</b>  | <b>INTEREST</b>   | <b>TOTAL</b>      |
|------------------------------|-------------------|-------------------|-------------------|
| 2025                         | \$ 28,805         | \$ 12,506         | \$ 41,311         |
| 2026                         | 29,678            | 11,354            | 41,032            |
| 2027                         | 30,987            | 10,166            | 41,153            |
| 2028                         | 31,424            | 9,546             | 40,970            |
| 2029                         | 32,297            | 8,918             | 41,215            |
| 2030-2034                    | 170,212           | 34,675            | 204,887           |
| 2035-2039                    | 188,542           | 16,839            | 205,381           |
| 2040                         | 40,152            | 903               | 41,055            |
|                              | <b>\$ 552,097</b> | <b>\$ 104,907</b> | <b>\$ 657,004</b> |

The following represents the changes in the District's long-term liabilities during the 2023-2024 fiscal year:

|                                      | <b>Balance<br/>7/1/2023</b> | <b>Additions</b>  | <b>Reductions</b>     | <b>Balance<br/>6/30/2024</b> | <b>Due Within<br/>One Year</b> |
|--------------------------------------|-----------------------------|-------------------|-----------------------|------------------------------|--------------------------------|
| <b>Governmental Activities</b>       |                             |                   |                       |                              |                                |
| Direct Borrowings:                   |                             |                   |                       |                              |                                |
| Financed Purchase Agreement          | \$ 12,877                   | \$ -              | \$ (12,877)           | \$ -                         | \$ -                           |
| General Obligation Notes             | 17,300,000                  | -                 | (340,000)             | 16,960,000                   | 360,000                        |
| Compensated Absences                 | 386,152                     | 3,062             | (22,253)              | 366,961                      | -                              |
| Net Pension Liability                | 26,565,390                  | -                 | (1,192,130)           | 25,373,260                   | -                              |
| Net OPEB Liability                   | 7,106,682                   | 167,796           | (69,840)              | 7,204,638                    | -                              |
| <b>Total Governmental Activities</b> | <b>\$ 51,371,101</b>        | <b>\$ 170,858</b> | <b>\$ (1,637,100)</b> | <b>\$ 49,904,859</b>         | <b>\$ 360,000</b>              |

|                                       | <b>Balance<br/>7/1/2023</b> | <b>Additions</b> | <b>Reductions</b>  | <b>Balance<br/>6/30/2024</b> | <b>Due Within<br/>One Year</b> |
|---------------------------------------|-----------------------------|------------------|--------------------|------------------------------|--------------------------------|
| <b>Business-Type Activities:</b>      |                             |                  |                    |                              |                                |
| Compensated Absences                  | \$ 9,632                    | \$ 1,402         | \$ -               | \$ 11,034                    | \$ -                           |
| Net Pension Liability                 | 821,610                     | -                | (36,870)           | 784,740                      | -                              |
| Net OPEB Liability                    | 34,080                      | -                | (2,160)            | 31,920                       | -                              |
| <b>Total Business-Type Activities</b> | <b>\$ 865,322</b>           | <b>\$ 1,402</b>  | <b>\$ (39,030)</b> | <b>\$ 827,694</b>            | <b>\$ -</b>                    |

**NOTE 10 - PENSION PLAN**

The Moniteau School District participates in the Public-School Employees' Retirement System (PSERS). PSERS is a component unit of the Commonwealth of Pennsylvania. A brief description of the plan, and summary of the plan's provisions, are as follows:

**MONITEAU SCHOOL DISTRICT**  
**NOTES TO FINANCIAL STATEMENTS**  
**JUNE 30, 2024**

**NOTE 10 – PENSION PLAN (Continued)**

**Plan Description**

PSERS is a governmental cost-sharing multiple-employer defined benefit pension plan that provides retirement benefits to public school employees of the Commonwealth of Pennsylvania. The members eligible to participate in the System include all full-time public-school employees, part-time hourly public-school employees who render at least 500 hours of service in the school year, and part-time per diem public-school employees who render at least 80 days of service in the school year in any of the reporting entities in Pennsylvania. PSERS issues a publicly available financial report that can be obtained at [www.psers.pa.gov](http://www.psers.pa.gov).

**Benefits Provided**

PSERS provides retirement, disability, and death benefits. Members are eligible for monthly retirement benefits upon reaching (a) age 62 with at least 1 year of credited service; (b) age 60 with 30 or more years of credited service; or (c) 35 or more years of service regardless of age. Act 120 of 2010 (Act 120) preserves the benefits of existing members and introduced benefit reductions for individuals who become new members on or after July 1, 2011. Act 120 created two new membership classes, Membership Class T-E (Class T-E) and Membership Class T-F (Class T-F). To qualify for normal retirement, Class T-E and Class T-F members must work until age 65 with a minimum of 3 years of service or attain a total combination of age and service that is equal to or greater than 92 with a minimum of 35 years of service.

Act 5 of 2017 (Act 5) introduced a hybrid benefit with two membership classes and a separate defined contribution plan for individuals who become new members on or after July 1, 2019. Act 5 created two new hybrid membership classes, Membership Class T-G (Class T-G) and Membership Class T-H (Class T-H) and the separate defined contribution membership class, Membership Class DC (Class DC). To qualify for normal retirement, Class T-G and Class T-H members must work until age 67 with a minimum of 3 years of credited service. Class T-G may also qualify for normal retirement by attaining a total combination of age and service that is equal to or greater than 97 with a minimum of 35 years of credited service.

Benefits are generally between 1% to 2.5%, depending upon membership class, of the member's final average salary (as defined in the Code) multiplied by the number of years of credited service. For members whose membership started prior to July 1, 2011, after completion of five years of service, a member's right to the defined benefits is vested and early retirement benefits may be elected. For Class T-E and Class T-F members, the right to benefits is vested after ten years of service.

Participants are eligible for disability retirement benefits after completion of five years of credited service. Such benefits are generally equal to 2% or 2.5%, depending upon membership class, of the member's final average salary (as defined in the Code) multiplied by the number of years of credited service, but not less than one-third of such salary nor greater than the benefit the member would have had at normal retirement age. Members over normal retirement age may apply for disability benefits.

Death benefits are payable upon the death of an active member who has reached age 62 with at least one year of credited service (age 65 with at least three years of credited service for Class T-E and Class T-F members) or who has at least five years of credited service (ten years for Class T-E and Class T-F members). Such benefits are actuarially equivalent to the benefit that would have been effective if the member had retired on the day before death.

**MONITEAU SCHOOL DISTRICT**  
**NOTES TO FINANCIAL STATEMENTS**  
**JUNE 30, 2024**

**NOTE 10 – PENSION PLAN (Continued)**

**Contributions**

**Member Contributions:**

The contribution rates based on qualified member compensation for virtually all members are presented below:

| <b>Member Contribution Rates</b> |                                    |                                               |                             |                                              |
|----------------------------------|------------------------------------|-----------------------------------------------|-----------------------------|----------------------------------------------|
| <b>Membership Class</b>          | <b>Continuous Employment Since</b> | <b>Defined Benefit (DB) Contribution Rate</b> | <b>DC Contribution Rate</b> | <b>Total Contribution Rate</b>               |
| <b>T-C</b>                       | Prior to July 22, 1983             | 5.25%                                         | N/A                         | 5.25% / 6.25%                                |
| <b>T-C</b>                       | On or After July 22, 1983          | 6.25%                                         | N/A                         | 6.25%                                        |
| <b>T-D</b>                       | Prior to July 22, 1983             | 6.50%                                         | N/A                         | 6.50%                                        |
| <b>T-D</b>                       | On or after July 22, 1983          | 7.50%                                         | N/A                         | 7.50%                                        |
| <b>T-E</b>                       | On or after July 1, 2011           | 7.50% base rate with shared risk provision    | N/A                         | Prior to 7/1/21-7.50%<br>After 7/1/21-8.00%  |
| <b>T-F</b>                       | On or after July 1, 2011           | 10.30% base rate with shared risk provision   | N/A                         | Prior to 7/1/21-10.30%<br>After 7/1/21-10.8% |
| <b>T-G</b>                       | On or after July 1, 2019           | 5.50% base rate with shared risk provision    | 2.75%                       | Prior to 7/1/21-8.25%<br>After 7/1/21-9.00%  |
| <b>T-H</b>                       | On or after July 1, 2019           | 4.50% base rate with shared risk provision    | 3.00%                       | Prior to 7/1/21-7.50%<br>After 7/1/21-8.25%  |
| <b>DC</b>                        | On or after July 1, 2019           | N/A                                           | 7.50%                       | 7.50%                                        |

| <b>Shared Risk Program Summary</b> |                                        |                              |                |                |
|------------------------------------|----------------------------------------|------------------------------|----------------|----------------|
| <b>Membership Class</b>            | <b>Definite Benefit (DB) Base Rate</b> | <b>Shared Risk Increment</b> | <b>Minimum</b> | <b>Maximum</b> |
| <b>T-E</b>                         | 7.50%                                  | +/- 0.50%                    | 5.50%          | 9.50%          |
| <b>T-F</b>                         | 10.30%                                 | +/- 0.50%                    | 8.30%          | 12.30%         |
| <b>T-G</b>                         | 5.50%                                  | +/- 0.75%                    | 2.50%          | 8.50%          |
| <b>T-H</b>                         | 4.50%                                  | +/- 0.75%                    | 1.50%          | 7.50%          |

**MONITEAU SCHOOL DISTRICT**  
**NOTES TO FINANCIAL STATEMENTS**  
**JUNE 30, 2024**

**NOTE 10 – PENSION PLAN (Continued)**

**Contributions (Continued)**

**Employer Contributions**

The school district's contractually required contribution rate for the fiscal year ended June 30, 2024 was 33.09%\* of covered payroll, actuarially determined as an amount that, when combined with employee contributions, is expected to finance the costs of benefits earned by employees during the year, with an additional amount to finance any unfunded accrued liability. Contributions to the pension plan from the District were \$3,038,189 for the year ended June 30, 2024.

\*The defined contribution rate of 0.27% is an estimated rate. It is recommended employers use the actual defined contributions made to the PSERS defined contribution plan. This may impact contributions made to the pension plan.

**Pension Liabilities, Pension Expense, and Deferred Outflows of Resources and Deferred Inflows of Resources Related to Pensions**

At June 30, 2024, the School District reported a liability of \$26,158,000 for its proportionate share of the net pension liability. The net pension liability was measured as of June 30, 2023, and the total pension liability used to calculate the net pension liability was determined by rolling forward the System's total pension liability as of June 30, 2022 to June 30, 2023. The School District's proportion of the net pension liability was calculated utilizing the employer's one-year reported contributions as it relates to the total one-year reported contributions. At June 30, 2024 the School District's proportion was .0588% which was a decrease of .0028% from its proportion measured as of June 30, 2023.

For the year ended June 30, 2024, the School District recognized pension expense of \$2,036,027. At June 30, 2024, the School District reported deferred outflows of resources and deferred inflows of resources related to pensions from the following sources:

|                                                                 | <b>Deferred Outflows<br/>of Resources</b> | <b>Deferred Inflows<br/>of Resources</b> |
|-----------------------------------------------------------------|-------------------------------------------|------------------------------------------|
| Difference between expected and actual experience               | \$ 6,000                                  | \$ 358,000                               |
| Changes in assumptions                                          | 390,000                                   | -                                        |
| Net difference between projected and actual investment earnings | 740,000                                   | -                                        |
| Changes in proportion                                           | 84,000                                    | 1,137,000                                |
| Contributions subsequent to the measurement date                | 3,038,189                                 | -                                        |
|                                                                 | <b>\$ 4,258,189</b>                       | <b>\$ 1,495,000</b>                      |

The \$3,038,189 reported as deferred outflows of resources related to pensions resulting from School District contributions subsequent to the measurement date will be recognized as a reduction of the net pension liability for the measurement year ended June 30, 2024.

Other amounts reported as deferred outflows of resources and deferred inflows of resources related to pensions will be recognized in pension expense as follows:



**MONITEAU SCHOOL DISTRICT**  
**NOTES TO FINANCIAL STATEMENTS**  
**JUNE 30, 2024**

**NOTE 10 – PENSION PLAN (Continued)**

**Pension Liabilities, Pension Expense, and Deferred Outflows of Resources and Deferred Inflows of Resources Related to Pensions (Continued)**

| Measurement<br>Date<br>Year ended<br>June 30, | Reporting<br>Date<br>Year ended<br>June 30, | Amortization<br>Amount |
|-----------------------------------------------|---------------------------------------------|------------------------|
| 2024                                          | 2025                                        | \$ (69,000)            |
| 2025                                          | 2026                                        | (928,000)              |
| 2026                                          | 2027                                        | 476,000                |
| 2027                                          | 2028                                        | 246,000                |

**Changes in Actuarial Assumptions**

The Total Pension Liability as of June 30, 2023, was determined by rolling forward the System's Total Pension Liability as of the June 30, 2022 to June 30, 2023 using the following actuarial assumptions, applied to all periods included in the measurement:

- Valuation Date – June 30, 2022
- Actuarial cost method – Entry Age Normal – level % of pay.
- Investment return – 7.00%, includes inflation at 2.50%
- Salary growth – Effective average of 4.50%, comprised of inflation of 2.50% and 2.00% for real wage growth and for merit or seniority increases.
- Mortality rates were based on a blend of 50% PubT-2010 and 50% PubG-2010 Retiree Tables for Males and Females, adjusted to reflect PSERS' experience and projected using a modified version of the MP-2020 Improvement Scale.
- The discount rate used to measure the Total Pension Liability was 7.00% as of June 30, 2022 and as of June 30, 2023.
- Demographic and economic assumptions approved by the Board for use effective with the June 30, 2021 actuarial valuation:
  - Salary growth rate – decreased from 5.00% to 4.50%
  - Real wage growth and merit or seniority increases (components for salary growth) – decreased from 2.75% and 2.25% to 2.50% and 2.00% respectively.
  - Mortality rates – Previously based on the RP-2014 Mortality Tables for Males and Females, adjusted to reflect PSERS' experience and projected using a modified version of the MP-2015 Mortality Improvement Scale. Effective with the June 30, 2021 actuarial valuation, mortality rates are based on a blend of 50% PubT-2010 and 50% PubG-2010 Retiree Tables for Males and Females, adjusted to reflect PSERS' experience and projected using a modified version of the MP-2020 Improvement Scale.

The actuarial assumptions used in the June 30, 2023 valuation were based on the results of an actuarial experience study that was performed for the five-year period ending June 30, 2020.

**MONITEAU SCHOOL DISTRICT**  
**NOTES TO FINANCIAL STATEMENTS**  
**JUNE 30, 2024**

**NOTE 10 – PENSION PLAN (Continued)**

**Changes in Actuarial Assumptions (Continued)**

The long-term expected rate of return on pension plan investments was determined using a building-block method in which best-estimate ranges of expected future real rates of return (expected returns, net of pension plan investment expense and inflation) are developed for each major asset class. These ranges are combined to produce the long-term expected rate of return by weighing the expected future real rates of return by the target asset allocation percentage and by adding expected inflation.

The pension plan’s policy in regard to the allocation of invested plan assets is established and may be amended by the Board. Plan assets are managed with a long-term objective of achieving and maintaining a fully funded status for the benefits provided through the pension.

| <u>Asset Class</u>   | <u>Target<br/>Allocation</u> | <u>Long-Term<br/>Expected Real<br/>Rate of Return</u> |
|----------------------|------------------------------|-------------------------------------------------------|
| Global public equity | 30.0%                        | 5.20%                                                 |
| Private equity       | 12.0%                        | 7.90%                                                 |
| Fixed Income         | 33.0%                        | 3.20%                                                 |
| Commodities          | 7.5%                         | 2.70%                                                 |
| Infrastructure/MLP's | 10.0%                        | 5.40%                                                 |
| Real estate          | 11.0%                        | 5.70%                                                 |
| Absolute return      | 4.0%                         | 4.10%                                                 |
| Cash                 | 3.0%                         | 1.20%                                                 |
| Leverage             | -10.5%                       | 1.20%                                                 |
|                      | <u>100%</u>                  |                                                       |

The above table was the Board’s adopted asset allocation policy and best estimates of geometric real rates of return for each major asset class as of June 30, 2023.

**Discount Rate**

The discount rate used to measure the total pension liability was 7.00%. The projection of cash flows used to determine the discount rate assumed that contributions from plan members will be made at the current contribution rate and that contributions from employers will be made at contractually required rates, actuarially determined. Based on those assumptions, the pension plan’s fiduciary net position was projected to be available to make all projected future benefit payments of current plan members. Therefore, the long-term expected rate of return on pension plan investments was applied to all periods of projected benefit payments to determine the total pension liability.

**Sensitivity of the School District’s proportionate share of the net pension liability to changes in the discount rate**

The following presents the net pension liability, calculated using the discount rate of 7.00%, as well as what the net pension liability would be if it were calculated using a discount rate that is 1-percentage point lower (6.00%) or 1-percentage-point higher (8.00%) than the current rate:

**MONITEAU SCHOOL DISTRICT**  
**NOTES TO FINANCIAL STATEMENTS**  
**JUNE 30, 2024**

**NOTE 10 – PENSION PLAN (Continued)**

**Sensitivity of the School District’s proportionate share of the net pension liability to changes in the discount rate (Continued)**

|                                                                    | 1%<br>Decrease<br>6.00% | Current<br>Discount<br>Rate<br>7.00% | 1%<br>Increase<br>8.00% |
|--------------------------------------------------------------------|-------------------------|--------------------------------------|-------------------------|
| School District's proportionate share of the net pension liability | \$ 33,908,000           | \$ 26,158,000                        | \$ 19,619,000           |

**Pension plan fiduciary net position**

Detailed information about PSERS’ fiduciary net position is available in PSERS Annual Comprehensive Financial Report which can be found on the System’s website at [www.psers.pa.gov](http://www.psers.pa.gov).

**NOTE 11 - POSTEMPLOYMENT BENEFITS OTHER THAN PENSION**

**PSERS – HEALTH INSURANCE PREMIUM ASSISTANCE PROGRAM**

**General Information about the Health Insurance Premium Assistance Program**

PSERS provides Premium Assistance, which is a governmental cost sharing, multiple-employer other postemployment benefit plan (OPEB) for all eligible retirees who qualify and elect to participate. Employer contribution rates for Premium Assistance are established to provide reserves in the Health Insurance Account that are sufficient for the payment of Premium Assistance benefits for each succeeding year. Effective January 1, 2002, under the provisions of Act 9 of 2001, participating eligible retirees are entitled to receive premium assistance payments equal to the lesser of \$100 per month or their out-of-pocket monthly health insurance premium. To receive premium assistance, eligible retirees must obtain their health insurance through either their school employer or the PSERS’ Health Options Program. As of June 30, 2023, there were no assumed future benefit increases to participating eligible retirees.

**Premium Assistance Eligibility Criteria**

Retirees of the System (PSERS) can participate in the Premium Assistance program if they satisfy the following criteria:

- Have 24 ½ or more years of service, or
- Are a disability retiree, or
- Have 15 or more years of service and retired after reaching superannuation age.

For Class DC members to become eligible for premium assistance, they must satisfy the following criteria:

- Attain Medicare eligibility with 24 ½ or more eligibility points, or
- Have 15 or more eligibility points and terminated after age 67, and
- Have received all or part of their distributions.

**MONITEAU SCHOOL DISTRICT**  
**NOTES TO FINANCIAL STATEMENTS**  
**JUNE 30, 2024**

**NOTE 11 - POSTEMPLOYMENT BENEFITS OTHER THAN PENSION (Continued)**

**PSERS – HEALTH INSURANCE PREMIUM ASSISTANCE PROGRAM (Continued)**

**Plan Description**

Moniteau School District employees participate in the PSERS – Health Insurance Premium Assistance program, which is a governmental cost sharing, multiple-employer defined benefit pension plan that provides retirement benefits to public school employees of the Commonwealth of Pennsylvania. The members eligible to participate in the System include all full-time public-school employees, part-time hourly public-school employees who render at least 500 hours of service in the school year, and part-time per diem public-school employees who render at least 80 days of service in the school year in any of the reporting entities in Pennsylvania. PSERS issues a publicly available financial report that can be obtained at [www.psers.pa.gov](http://www.psers.pa.gov).

**Benefits Provided**

Participating eligible retirees are entitled to receive premium assistance payments equal to the lesser of \$100 per month or their out-of-pocket monthly health insurance premium. To receive premium assistance, eligible retirees must obtain their health insurance coverage through either their school employer or PSERS' Health Options Program.

**Employer Contributions**

The District's contractually required contribution rate for the fiscal year ended June 30, 2024 was 0.64% of covered payroll, actuarially determined as an amount that, when combined with employee contributions, is expected to finance the costs of benefits earned by employees during the year, with an additional amount to finance any unfunded accrued liability. Contributions to the OPEB plan from the District were \$57,698 for the year ended June 30, 2024.

**OPEB Liabilities, OPEB Expense, and Deferred Outflows of Resources and Deferred Inflows of Resources Related to OPEB**

At June 30, 2024, the District reported a liability of \$1,064,000 for its proportionate share of the net OPEB liability. The net OPEB liability was measured as of June 30, 2023, and the total OPEB liability used to calculate the net OPEB liability was determined by rolling forward the System's total OPEB liability as of June 30, 2022 to June 30, 2023. The District's proportion of the net OPEB liability was calculated utilizing the employer's one-year reported covered payroll as it relates to the total one-year reported covered payroll. At June 30, 2024 the District's proportion was 0.0588%, which is a decrease of .0029% from its proportion measured as of June 30, 2023.

For the year ended June 30, 2024, Moniteau School District recognized OPEB expense of \$25,535. At June 30, 2024, the District reported deferred outflows of resources and deferred inflows of resources related to OPEB from the following sources:

**MONITEAU SCHOOL DISTRICT**  
**NOTES TO FINANCIAL STATEMENTS**  
**JUNE 30, 2024**

**NOTE 11 - POSTEMPLOYMENT BENEFITS OTHER THAN PENSION (Continued)**

**PSERS – HEALTH INSURANCE PREMIUM ASSISTANCE PROGRAM (Continued)**

**OPEB Liabilities, OPEB Expense, and Deferred Outflows of Resources and Deferred Inflows of Resources Related to OPEB (Continued)**

|                                                                 | <b>Deferred Outflows<br/>of Resources</b> | <b>Deferred Inflows<br/>of Resources</b> |
|-----------------------------------------------------------------|-------------------------------------------|------------------------------------------|
| Difference between expected and actual experience               | \$ 7,000                                  | \$ 11,000                                |
| Changes in assumptions                                          | 92,000                                    | 201,000                                  |
| Net difference between projected and actual investment earnings | 2,000                                     | -                                        |
| Changes in proportion                                           | 16,000                                    | 63,000                                   |
| Contributions subsequent to the measurement date                | 57,698                                    | -                                        |
|                                                                 | <b>\$ 174,698</b>                         | <b>\$ 275,000</b>                        |

The \$57,698 reported as deferred outflows of resources related to OPEB resulting from District contributions subsequent to the measurement date will be recognized as a reduction of the net OPEB liability for the measurement year ended June 30, 2024. Other amounts reported as deferred outflows of resources and deferred inflows of resources related to OPEB will be recognized in OPEB expense as follows:

| <b>Measurement<br/>Date<br/>Year ended<br/>June 30,</b> | <b>Reporting<br/>Date<br/>Year ended<br/>June 30,</b> | <b>Amortization<br/>Amount</b> |
|---------------------------------------------------------|-------------------------------------------------------|--------------------------------|
| 2024                                                    | 2025                                                  | \$ (24,000)                    |
| 2025                                                    | 2026                                                  | (35,000)                       |
| 2026                                                    | 2027                                                  | (41,000)                       |
| 2027                                                    | 2028                                                  | (45,000)                       |
| 2028                                                    | 2029                                                  | (13,000)                       |
| Thereafter                                              | Thereafter                                            | -                              |

**Actuarial Assumptions**

The Total OPEB Liability as of June 30, 2023, was determined by rolling forward the System's Total OPEB Liability as of June 30, 2022 to June 30, 2023 using the following actuarial assumptions, applied to all periods included in the measurement:

- Actuarial Cost Method – Entry Age Normal – level % of pay.
- Investment Return – 4.13% based on the S&P 20 Year Municipal Bond Rate.
- Salary Growth – Effective average of 4.50%, comprised of inflation of 2.50% and 2.00% for real wage growth and for merit or seniority increases.
- Premium Assistance reimbursement is capped at \$1,200 per year.
- Assumed Healthcare cost trends were applied to retirees with less than \$1,200 in premium assistance per year.

**MONITEAU SCHOOL DISTRICT**  
**NOTES TO FINANCIAL STATEMENTS**  
**JUNE 30, 2024**

**NOTE 11 - POSTEMPLOYMENT BENEFITS OTHER THAN PENSION (Continued)**

**PSERS – HEALTH INSURANCE PREMIUM ASSISTANCE PROGRAM (Continued)**

**Actuarial Assumptions (Continued)**

- Mortality rates were based a blend of 50% PubT-2010 and 50% PubG-2010 Retiree Tables for Males and Females, adjusted to reflect PSERS’ experience and projected using a modified version of the MP-2020 Improvement Scale.
- Participation rate:
  - Eligible retirees will elect to participate Pre-age 65 at 50%
  - Eligible retirees will elect to participate Post age 65 at 70%

The actuarial assumptions used in the June 30, 2022 valuation were based on the results of an actuarial experience study that was performed for the five-year period ending June 30, 2020.

The following assumptions were used to determine the contribution rate:

- The results of the actuarial valuation as of June 30, 2021 determined the employer contribution rate for fiscal year 2023.
- Cost Method: Amount necessary to assure solvency of Premium Assistance through the third fiscal year after the valuation date.
- Asset valuation method: Market Value.
- Participation rate: The actual data for retirees benefiting under the Plan as of June 30, 2021 was used in lieu of the 63% utilization assumption for eligible retirees.
- Mortality Tables for Males and Females, adjusted to reflect PSERS’ experience and projected using a modified version of the MP-2015 Mortality Improvement Scale.

Investments consist primarily of short-term assets designed to protect the principal of plan assets. The expected rate of return on OPEB plan investments was determined using the OPEB asset allocation policy and best estimates of geometric real rates of return for each asset class.

The OPEB plan’s policy in regard to the allocation of invested plan assets is established and may be amended by the Board. Under the program, as defined in the retirement code, employer contribution rates for Premium Assistance are established to provide reserves in the Health Insurance Account that are sufficient for the payment of Premium Assistance benefits for each succeeding year.

| <u>OPEB - Asset Class</u> | <u>Target<br/>Allocation</u> | <u>Long-Term<br/>Expected Real<br/>Rate of Return</u> |
|---------------------------|------------------------------|-------------------------------------------------------|
| Cash                      | 100.0%                       | 1.20%                                                 |
|                           | <u>100.0%</u>                |                                                       |

The above table was the Board’s adopted asset allocation policy and best estimates of geometric real rates of return for each major asset class as of June 30, 2023.

**MONITEAU SCHOOL DISTRICT**  
**NOTES TO FINANCIAL STATEMENTS**  
**JUNE 30, 2024**

**NOTE 11 - POSTEMPLOYMENT BENEFITS OTHER THAN PENSION (Continued)**

**PSERS – HEALTH INSURANCE PREMIUM ASSISTANCE PROGRAM (Continued)**

**Discount Rate**

The discount rate used to measure the Total OPEB Liability was 4.13%. Under the plan’s funding policy, contributions are structured for short term funding of Premium Assistance. The funding policy sets contribution rates necessary to assure solvency of Premium Assistance through the third fiscal year after the actuarial valuation date. The Premium Assistance account is funded to establish reserves that are sufficient for the payment of Premium Assistance benefits for each succeeding year. Due to the short-term funding policy, the OPEB plan’s fiduciary net position was not projected to be sufficient to meet projected future benefit payments, therefore the plan is considered a “pay-as-you-go” plan. A discount rate of 4.13% which represents the S&P 20-year Municipal Bond Rate at June 30, 2023, was applied to all projected benefit payments to measure the total OPEB liability.

**Sensitivity of the Net OPEB Liability to Change in Healthcare Cost Trend Rates**

Healthcare cost trends were applied to retirees receiving less than \$1,200 in annual Premium Assistance. As of June 30, 2023, retirees Premium Assistance benefits are not subject to future healthcare cost increases. The annual Premium Assistance reimbursement for qualifying retirees is capped at a maximum of \$1,200. As of June 30, 2023, 92,677 retirees were receiving the maximum amount allowed of \$1,200 per year and 522 members were receiving less than the maximum amount allowed of \$1,200 per year. The actual number of retirees receiving less than the \$1,200 per year cap is a small percentage of the total population and has a minimal impact on Healthcare Cost Trends as depicted below.

The following presents the net OPEB liability for June 30, 2023, calculated using current Healthcare cost trends as well as what the District net OPEB liability would be if its health cost trends were 1-percentage point lower or 1-percentage-point higher than the current healthcare cost trend rate:

|                    | 1%<br>Decrease | Current<br>Trend<br>Rates | 1%<br>Increase |
|--------------------|----------------|---------------------------|----------------|
| Net OPEB Liability | \$ 1,064,000   | \$ 1,064,000              | \$ 1,064,000   |

**Sensitivity of the proportionate share of the Net OPEB liability to changes in the Discount Rate**

The following presents the net OPEB liability, calculated using the discount rate of 4.13%, as well as what the net OPEB liability would be if it were calculated using a discount rate that is 1-percentage point lower (3.13%) or 1-percentage-point higher (5.13%) than the current rate:

|                    | 1%<br>Decrease<br>3.13% | Current Discount<br>Rate<br>4.13% | 1%<br>Increase<br>5.13% |
|--------------------|-------------------------|-----------------------------------|-------------------------|
| Net OPEB Liability | \$ 1,203,000            | \$ 1,064,000                      | \$ 948,000              |

**OPEB plan fiduciary net position**

Detailed information about PSERS’ fiduciary net position is available in PSERS Comprehensive Annual Financial Report which can be found on the System’s website at [www.psers.pa.gov](http://www.psers.pa.gov).

**MONITEAU SCHOOL DISTRICT**  
**NOTES TO FINANCIAL STATEMENTS**  
**JUNE 30, 2024**

**NOTE 11 - POSTEMPLOYMENT BENEFITS OTHER THAN PENSION (Continued)**

**DISTRICT- POST-RETIREMENT HEALTHCARE BENEFIT PLAN**

The Moniteau School District provides post-retirement healthcare benefits, in addition to those described in Note 10, for eligible District employees. The benefits were established by the authority of The Moniteau School District Board of Education.

**Summary of Plan Provisions**

The District provides eligible retirees with a PPO plan which is administered by Highmark. Retirees are eligible to remain covered for dental and/or vision benefits. However, retirees and spouses are required to contribute 100% of the premium rate.

A retired former Principal and their spouse are eligible for medical and prescription drug coverage for a period of 12 years. The retiree may elect dental and/or vision coverage by paying the full premiums. A retired former Business Manager is eligible for medical, prescription drug, and dental coverage for a period of 10 years. The member and spouse may elect coverage for 3 additional years either at the beginning or end of the 10 years of coverage by paying the full premiums. The member and spouse may elect dental and vision coverage by paying the full premiums. Upon death of the retiree, the spouse can continue equal coverage for the same duration.

A retirement incentive will be offered to any Act 93 employee who has the equivalent of at least 15 years of employment in Pennsylvania Public Schools as defined by the PSERS with 15 years of service in the District. The incentive will provide health insurance benefits for 10 years or until the age of Medicare, whichever occurs first. Eligible retired Act 93 employees and their spouses at the time of retirement would be eligible to receive health care benefits. If an employee retires under this incentive and should die prior to the expiration of this provision, the surviving spouse will remain eligible for coverage until the age of Medicare. In addition, a retiring Act 93 employee will have the option of purchasing health benefits for dependent children at group rates. The member and spouse may elect dental and vision coverage by paying the full premiums.

**Former Teachers and Confidential Secretaries** – If the member has completed 10 years with the District and 20 years with PSERS, the member and spouse would be eligible to receive District paid coverage for medical and prescription drug under the District's PPO plan for a maximum period of 10 years or until they become eligible for Medicare, whichever occurs first. The member and spouse may elect coverage for 3 additional years either at the beginning or end of the 10 years of coverage by paying the full premiums. The member and spouse may elect dental and vision coverage by paying the full premiums. Upon death of the retiree, the spouse can continue equal coverage for the same duration.

**Teachers and Confidential Secretaries** – If the member has completed 10 years with the District and 20 years with PSERS, the member and spouse would be eligible to receive District paid coverage for medical and prescription drug under the District's PPO plan for a maximum period of 10 years or until they become eligible for Medicare, whichever occurs first. The member and spouse may elect coverage for 3 additional years either at the beginning or end of the 10 years of coverage by paying the full premiums. The member and spouse may elect dental and vision coverage by paying the full premiums. Upon death of the retiree, the spouse can continue equal coverage for the same duration. A retiring employee will have the option of purchasing health benefits for dependent children at group rates.

**All Other Employees** – All other employees are eligible to continue medical and prescription coverage for themselves and their dependents under Act 110/43. Retirees must contribute the full premium rate in order to maintain coverage. Coverage is available under the member reaches Medicare age.



**MONITEAU SCHOOL DISTRICT**  
**NOTES TO FINANCIAL STATEMENTS**  
**JUNE 30, 2024**

**NOTE 11 - POSTEMPLOYMENT BENEFITS OTHER THAN PENSION (Continued)**

**DISTRICT- POST-RETIREMENT HEALTHCARE BENEFIT PLAN**

**Summary of Plan Provisions (Continued)**

**Eligibility** – For the Business Manager, Administrators, Teachers, and Confidential Secretaries to receive subsidized medical and prescription drug coverage, they must meet the requirements noted above. If these employees do not meet these eligibility requirements, then they would be eligible for unsubsidized coverage under Act 110/43. To qualify for retiree medical benefits under Act 110/43, a retiree must meet one of the following requirements:

- Superannuation (Normal) Retirement on or after Age 62;
- Retirement under PSERS disability; or
- Retirement with 30 or more years of service.

Retiree life insurance benefits are not provided. Surviving spouses are eligible to maintain coverage until the duration would have initially ended. They must continue paying the applicable contribution rate.

The plan is unfunded and does not issue a publicly available financial report. These benefits are accounted for in accordance with GASB Statement No. 75, Accounting and Financial Reporting by Employers for Post-employment Benefits Other Than Pensions.

**Funding Policy**

The contribution requirements of plan members and the School District are established and may be amended by the Moniteau Board of Education. The plan is funded on a pay-as-you-go basis, i.e. premiums are paid to fund the health care benefits provided to current retirees. There are no assets that have been segregated and restricted to provide for retiree medical benefits. During the 2023-2024 fiscal year, the Moniteau School District paid estimated premiums of approximately \$305,318 per the July 1, 2022 actuarial valuation.

**Participant Data**

Employees covered by benefit terms as of the July 1, 2022 actuarial valuation were as follows:

|                  | <b>PARTICIPANT<br/>DATA</b> | <b>TOTAL OPEB<br/>LIABILITY</b> |
|------------------|-----------------------------|---------------------------------|
| Active employees | 122                         | \$ 5,326,793                    |
| Retirees         | 13                          | 845,765                         |
| Total            | <b>135</b>                  | <b>\$ 6,172,558</b>             |

**OPEB Liability, OPEB Expense, and Deferred Outflows of Resources and Deferred Inflows of Resources Related to OPEB**

The District’s total OPEB liability of \$6,172,558 was measured as of July 1, 2023, and was determined by an actuarial valuation performed as of July 1, 2022. As the District’s OPEB Plan is unfunded, the total OPEB liability is equal to the net OPEB liability. The July 1, 2022 valuation reflected the following change in total OPEB liability:

**MONITEAU SCHOOL DISTRICT**  
**NOTES TO FINANCIAL STATEMENTS**  
**JUNE 30, 2024**

**NOTE 11 - POSTEMPLOYMENT BENEFITS OTHER THAN PENSION (Continued)**

**DISTRICT- POST-RETIREMENT HEALTHCARE BENEFIT PLAN (Continued)**

**OPEB Liability, OPEB Expense, and Deferred Outflows of Resources and Deferred Inflows of Resources Related to OPEB (Continued)**

|                                                    |    |                            |
|----------------------------------------------------|----|----------------------------|
| Balance at July 1, 2023                            | \$ | 6,004,762                  |
| Changes for the year:                              |    |                            |
| Service cost                                       |    | 272,658                    |
| Interest                                           |    | 243,793                    |
| Changes of benefit terms                           |    | -                          |
| Differences between expected and actual experience |    | -                          |
| Changes in assumptions or other inputs             |    | (43,337)                   |
| Benefit payments                                   |    | (305,318)                  |
| Net Changes                                        |    | <u>167,796</u>             |
| Balance at June 30, 2024                           |    | <u><u>\$ 6,172,558</u></u> |

For the year ended June 30, 2024, Moniteau School District recognized an estimated OPEB expense of \$349,605 per the July 1, 2022 actuarial valuation.

On June 30, 2024, the District report deferred outflows of resources and deferred inflows of resources related to OPEB from the following sources:

|                                                     | <u>Deferred Outflows<br/>of Resources</u> | <u>Deferred Inflows<br/>of Resources</u> |
|-----------------------------------------------------|-------------------------------------------|------------------------------------------|
| Benefit Payments subsequent to the Measurement Date | \$ 315,039                                | \$ -                                     |
| Difference between expected and actual experience   | -                                         | 639,439                                  |
| Changes in assumptions                              | <u>591,253</u>                            | <u>1,589,850</u>                         |
|                                                     | <u><u>\$ 906,292</u></u>                  | <u><u>\$ 2,229,289</u></u>               |

The \$315,039 reported as deferred outflows of resources related to OPEB resulted from District contributions subsequent to the measurement date will be recognized as a reduction of the net OPEB liability for the measurement year ended June 30, 2024.

Other amounts reported as deferred inflows/outflows of resources related to OPEB will be recognized in OPEB expense as follows:

**MONITEAU SCHOOL DISTRICT**  
**NOTES TO FINANCIAL STATEMENTS**  
**JUNE 30, 2024**

**NOTE 11 - POSTEMPLOYMENT BENEFITS OTHER THAN PENSION (Continued)**

**DISTRICT- POST-RETIREMENT HEALTHCARE BENEFIT PLAN (Continued)**

**OPEB Liability, OPEB Expense, and Deferred Outflows of Resources and Deferred Inflows of Resources Related to OPEB (Continued)**

| <u>Date</u><br><u>Year ended</u><br><u>June 30,</u> | <u>Date</u><br><u>Year ended</u><br><u>June 30,</u> | <u>Amortization</u><br><u>Amount</u> |
|-----------------------------------------------------|-----------------------------------------------------|--------------------------------------|
| 2024                                                | 2025                                                | \$ (166,844)                         |
| 2025                                                | 2026                                                | (166,844)                            |
| 2026                                                | 2027                                                | (166,846)                            |
| 2027                                                | 2028                                                | (150,601)                            |
| 2028                                                | 2029                                                | (150,597)                            |
| Thereafter                                          | Thereafter                                          | (836,304)                            |

**Actuarial Assumptions and Other Inputs to Calculate the Total OPEB Liability**

- Cost Method – Entry Age Normal as a Level Percentage of Pay
- Mortality – Pri.H-2012 Total Dataset Mortality Table projects using Scale MP-2021
- Discount rate – 4.13% based on S&P Municipal Bond 20-Year High Grade Rate Index
- Inflation Rate – 3%
- Salary Increases – 2.5%
- Health Care Trend – 2023-2024 fiscal year 7.00% decreasing on a graduated basis to 4.50% for fiscal years 2032-2033 and later
- Percent Married – Actual spouse information was utilized for current retirees. For the active population, it was assumed that 75% of employees will have covered spouse at retirement. Females are assumed to be three years younger than males.
- Participation – It is assumed that 100% of retirees eligible to receive a subsidy will elect coverage in the medical program. 10% of retirees not eligible to receive a subsidy will elect coverage in the medical program.
- Disability – None assumed
- Aging Factors – Varying scale from 3.61% at age 55 to 4.00% at age 64
- Withdraw Rates – Rates vary by attained age
- Retirement Rates – Varying scale from 10% at age 55 to 100% at age 65

**Sensitivity of the Total OPEB liability to Changes in the Discount Rate**

The following is the Total OPEB Liability to the District, as well as the Total OPEB Liability using a discount rate that is 1-percentage-point lower or 1-percentage-point higher than the current discount rate:

|                      | <u>1%</u><br><u>Decrease</u><br><u>3.13%</u> | <u>Current</u><br><u>Discount</u><br><u>Rate</u><br><u>4.13%</u> | <u>1%</u><br><u>Increase</u><br><u>5.13%</u> |
|----------------------|----------------------------------------------|------------------------------------------------------------------|----------------------------------------------|
| Total OPEB Liability | <u>\$ 6,822,875</u>                          | <u>\$ 6,172,558</u>                                              | <u>\$ 5,587,662</u>                          |

**MONITEAU SCHOOL DISTRICT**  
**NOTES TO FINANCIAL STATEMENTS**  
**JUNE 30, 2024**

**NOTE 11 - POSTEMPLOYMENT BENEFITS OTHER THAN PENSION (Continued)**

**DISTRICT- POST-RETIREMENT HEALTHCARE BENEFIT PLAN (Continued)**

**Sensitivity of the Total OPEB Liability to Changes in the Healthcare Cost Trend Rates**

The following is the Total OPEB Liability to the District, as well as the Total OPEB Liability using healthcare cost trend rates that are 1-percentage-point lower or 1-percentage-point higher than the current healthcare cost trend rates:

|                      | <b>1%<br/>Decrease</b> | <b>Current<br/>Trend<br/>Rates</b> | <b>1%<br/>Increase</b> |
|----------------------|------------------------|------------------------------------|------------------------|
| Total OPEB Liability | \$ 5,475,415           | \$ 6,172,558                       | \$ 6,981,427           |

**NOTE 12 – JOINTLY GOVERNED ORGANIZATIONS**

**BUTLER COUNTY AREA VOCATIONAL TECHNICAL SCHOOL**

The Moniteau School District, in conjunction with six other Western Pennsylvania School Districts, fund the operating and capital budget of the Butler County Area Vocational Technical School. The technical school is designed to teach students trade-related professions. Each district's share of the operating budget is based on its average daily membership. Each district's share of the capital budget is based on the ratio of the district's market valuation to the total market valuation of all participating districts. The Butler County Area Vocational Technical School issues separate financial statements annually which can be obtained by contacting the Vo-Tech directly.

**MIDWESTERN INTERMEDIATE UNIT IV**

The Moniteau School District participates with 26 other School Districts located in the Counties of Butler, Lawrence and Mercer in the Midwestern Intermediate Unit IV (IU IV). The IU IV was established in 1971 by Act 102 of the Commonwealth of Pennsylvania to function as a regional educational service agency for 27 school districts, as well as nonpublic schools and other institutions, located within the aforementioned counties. The IU IV provides services related to curriculum development, continuing education, educational planning, instructional materials, pupil personnel, state and federal agency liaison and managerial oversight. The Midwestern Intermediate Unit IV is governed by a thirteen (13) member board appointed by the 27 participating school districts on a rotating basis. The School District contributed \$13,682 for operating contributions to IU IV through state subsidy withholdings for the year ended June 30, 2024. Midwestern Intermediate Unit IV issues separate financial statements annually which can be obtained by contacting the IU IV directly.

**NOTE 13 - RISK AND UNCERTAINTIES**

**INSURANCE**

The Moniteau School District is exposed to various risks of loss related to tort; theft of, damage to, and destruction of assets, errors and omissions; injuries to employees; and natural disasters. These risks are covered by commercial insurance purchased from independent third parties. Settled claims for these risks have not exceeded commercial insurance coverage for the past three years.

**MONITEAU SCHOOL DISTRICT**  
**NOTES TO FINANCIAL STATEMENTS**  
**JUNE 30, 2024**

**NOTE 13 - RISK AND UNCERTAINTIES (Continued)**

**HEALTH INSURANCE**

The Moniteau School District is a member of the Midwestern Health Combine. The Consortium is a public entity risk pool designed to administer health and medical insurance risks on a pooled risk basis. The Consortium elected to finance these health care benefits using a self-insured approach known as an Administrative Service Contract (ASC) arrangement. Under this arrangement, the consortium contracts for an insurer (Highmark Blue Cross/Blue Shield) to settle the payment for benefits at their provider discounted contract amounts plus a fee for administration rather than paying for benefits at non-discounted claims rates. The Reschini Group performs billing and collection services for the Consortium's deposit (medical) and premium (supplemental) amounts. Billing administration is provided through Crown Benefits Administration who also monitors and submits to Highmark all enrollment and eligibility changes for all coverages. Contributions from participating schools are determined annually in advance by the Consortium's operating committee. These contributions are based on amounts required to fund anticipated benefits and claims, as well as operational costs. The monthly payments of each member are determined by the terms of the medical benefit chosen by such members.

Participating school districts are permitted to withdraw from the Consortium and are entitled to a vested interest in the Consortium fund balance after settlement of all claims related to that District over a period of 12 months from the date of withdrawal. As of June 30, 2024, the total Consortium net assets reflected a deficit balance of \$16,443,781.

**STATE AND FEDERAL SUBSIDIES**

The Moniteau School District's state and federally funded programs are subject to program compliance audits by various governmental agencies. The audit scopes of these program compliance audits are different than the scope of financial audits performed by an outside, independent certified public accounting firm. The District is potentially liable for any expenditure disallowed by the results of these program compliance audits. Management is not aware of any material items of noncompliance which would result in the disallowance of program expenditures.

**LEGAL MATTERS**

The Moniteau School District, in the normal course of operations, is party to various legal matters normally associated with school district such as real estate tax assessment appeals, personnel wage and benefits, student education and athletics, construction projects, and other miscellaneous legal matters. The District is not aware of any current claims, litigation or assessments against the District that would adversely impact the financial position of the District as of the date of this report.

**NOTE 14 – SUBSEQUENT EVENTS**

Management has determined that there are no events subsequent to June 30, 2024 through the March 31, 2025 date of the 'Independent Auditor's Report', which is the date the financial statements were available to be issued, that require additional disclosure in the financial statements.

**REQUIRED  
SUPPLEMENTARY  
INFORMATION**

**MONITEAU SCHOOL DISTRICT**  
**REQUIRED SUPPLEMENTARY INFORMATION**  
**SCHEDULE OF SCHOOL DISTRICT'S PROPORTIONATE SHARE OF THE NET PENSION LIABILITY**  
**DEFINED BENEFIT PENSION PLAN**  
**JUNE 30,**

| <b>As of the measurement date of June 30,</b>                                                               | <b>2023</b>   | <b>2022</b>   | <b>2021</b>   | <b>2020</b>   | <b>2019</b>   | <b>2018</b>   | <b>2017</b>   | <b>2016</b>   | <b>2015</b>   | <b>2014</b>   |
|-------------------------------------------------------------------------------------------------------------|---------------|---------------|---------------|---------------|---------------|---------------|---------------|---------------|---------------|---------------|
| District's proportion of the net pension liability                                                          | 0.0588%       | 0.0616%       | 0.0625%       | 0.0618%       | 0.0620%       | 0.0617%       | 0.0597%       | 0.0603%       | 0.0589%       | 0.0587%       |
| District's proportionate share of the net pension liability                                                 | \$ 26,158,000 | \$ 27,387,000 | \$ 25,660,000 | \$ 30,430,000 | \$ 29,005,000 | \$ 29,619,000 | \$ 29,485,000 | \$ 29,883,000 | \$ 25,513,000 | \$ 23,234,000 |
| District's covered-employee payroll                                                                         | \$ 9,004,764  | \$ 9,068,656  | \$ 8,865,497  | \$ 8,675,749  | \$ 8,545,188  | \$ 8,307,168  | \$ 7,946,090  | \$ 7,804,868  | \$ 7,575,905  | \$ 7,486,237  |
| District's proportionate share of the net pension liability as a percentage of its covered-employee payroll | 290.49%       | 302.00%       | 289.44%       | 350.75%       | 339.43%       | 356.55%       | 371.06%       | 382.88%       | 336.77%       | 310.36%       |
| Plan fiduciary net position as a percentage of the total pension liability                                  | 61.85%        | 61.34%        | 63.67%        | 54.32%        | 55.66%        | 54.00%        | 51.84%        | 50.14%        | 54.36%        | 57.24%        |

The amounts presented for each fiscal year were determined as of the measurement date, which is June 30 of the preceding fiscal year.

**MONITEAU SCHOOL DISTRICT**  
**REQUIRED SUPPLEMENTARY INFORMATION**  
**SCHEDULE OF SCHOOL DISTRICT'S CONTRACTUALLY REQUIRED CONTRIBUTIONS**  
**DEFINED BENEFIT PENSION PLAN**  
**JUNE 30.**

|                                                                     | <u>2024</u>        | <u>2023</u>        | <u>2022</u>        | <u>2021</u>        | <u>2020</u>        | <u>2019</u>        | <u>2018</u>        | <u>2017</u>        | <u>2016</u>        | <u>2015</u>        |
|---------------------------------------------------------------------|--------------------|--------------------|--------------------|--------------------|--------------------|--------------------|--------------------|--------------------|--------------------|--------------------|
| Contractually Required Contributions                                | \$ 3,038,189       | \$ 3,074,580       | \$ 3,030,786       | \$ 2,789,768       | \$ 2,889,192       | \$ 2,772,302       | \$ 2,607,378       | \$ 2,340,964       | \$ 2,080,840       | \$ 1,589,429       |
| Contribution in relation to the contractually required contribution | <u>(3,038,189)</u> | <u>(3,074,580)</u> | <u>(3,030,786)</u> | <u>(2,789,768)</u> | <u>(2,889,192)</u> | <u>(2,772,302)</u> | <u>(2,607,378)</u> | <u>(2,340,964)</u> | <u>(2,080,840)</u> | <u>(1,589,429)</u> |
| Contribution deficiency (excess)                                    | <u>\$ -</u>        | <u>\$ -</u>        | <u>\$ -</u>        | <u>\$ -</u>        | <u>\$ -</u>        | <u>\$ -</u>        | <u>\$ -</u>        | <u>\$ -</u>        | <u>\$ -</u>        | <u>\$ -</u>        |
| District's covered payroll                                          | \$ 8,955,574       | \$ 9,004,764       | \$ 9,068,656       | \$ 8,865,497       | \$ 8,675,749       | \$ 8,545,188       | \$ 8,307,168       | \$ 7,946,090       | \$ 7,804,868       | \$ 7,575,905       |
| Contributions as a percentage of covered-employee payroll           | 33.93%             | 34.14%             | 33.42%             | 31.47%             | 33.30%             | 32.44%             | 31.39%             | 29.46%             | 26.66%             | 20.98%             |

Note: Beginning in 2018 with the implementation of GASB 75, contributions as reported above reflect the pension portion of the contribution only. The premium assistance (OPEB) portion of the contribution is reflected on a separate RSI schedule. Prior year contributions reflect both the pension and premium assistance amounts combined.



**MONITEAU SCHOOL DISTRICT**  
**REQUIRED SUPPLEMENTARY INFORMATION**  
**SCHEDULE OF SCHOOL DISTRICT'S PROPORTIONATE SHARE OF THE NET OPEB LIABILITY**  
**PSERS PLAN**  
**JUNE 30,**

| <b>As of the measurement date of June 30,</b>                                                            | <b><u>2023</u></b> | <b><u>2022</u></b> | <b><u>2021</u></b> | <b><u>2020</u></b> | <b><u>2019</u></b> | <b><u>2018</u></b> | <b><u>2017</u></b> | <b><u>2016</u></b> |
|----------------------------------------------------------------------------------------------------------|--------------------|--------------------|--------------------|--------------------|--------------------|--------------------|--------------------|--------------------|
| District's proportion of the net OPEB liability                                                          | 0.0588%            | 0.0617%            | 0.0625%            | 0.0618%            | 0.0620%            | 0.0617%            | 0.0597%            | 0.0603%            |
| District's proportionate share of the net OPEB liability                                                 | \$ 1,064,000       | \$ 1,136,000       | \$ 1,482,000       | \$ 1,335,000       | \$ 1,319,000       | \$ 1,286,000       | \$ 1,216,000       | \$ 1,299,000       |
| District's covered-employee payroll                                                                      | \$ 9,004,764       | \$ 9,068,656       | \$ 8,865,497       | \$ 8,679,041       | \$ 8,545,188       | \$ 8,307,168       | \$ 7,946,090       | \$ 7,804,868       |
| District's proportionate share of the net OPEB liability as a percentage of its covered-employee payroll | 11.82%             | 12.53%             | 16.72%             | 15.38%             | 15.44%             | 15.48%             | 15.30%             | 16.64%             |
| Plan fiduciary net position as a percentage of the total OPEB liability                                  | 7.22%              | 6.86%              | 5.30%              | 5.69%              | 5.56%              | 5.56%              | 5.73%              | N/A                |

The amounts presented for each fiscal year were determined as of the measurement date, which is June 30 of the preceding fiscal year.

This schedule is intended to illustrate information for a ten (10) year period. Information for that ten year period will be presented as information becomes available.

**MONITEAU SCHOOL DISTRICT**  
**REQUIRED SUPPLEMENTARY INFORMATION**  
**SCHEDULE OF SCHOOL DISTRICT'S CONTRACTUALLY REQUIRED OPEB CONTRIBUTIONS**  
PSERS PLAN  
JUNE 30,

|                                                                     | <u>2024</u>     | <u>2023</u>     | <u>2022</u>     | <u>2021</u>     | <u>2020</u>     | <u>2019</u>     | <u>2018</u>     | <u>2017</u>     |
|---------------------------------------------------------------------|-----------------|-----------------|-----------------|-----------------|-----------------|-----------------|-----------------|-----------------|
| Contractually Required Contributions                                | \$ 57,698       | \$ 66,819       | \$ 71,021       | \$ 67,902       | \$ 72,554       | \$ 70,583       | \$ 68,183       | \$ 64,702       |
| Contribution in relation to the contractually required contribution | <u>(57,698)</u> | <u>(66,819)</u> | <u>(71,021)</u> | <u>(67,902)</u> | <u>(72,554)</u> | <u>(70,583)</u> | <u>(68,183)</u> | <u>(64,702)</u> |
| Contribution deficiency (excess)                                    | <u>\$ -</u>     | <u>\$ -</u>     | <u>\$ -</u>     | <u>\$ -</u>     | <u>\$ -</u>     | <u>\$ -</u>     | <u>\$ -</u>     | <u>\$ -</u>     |
| District's covered payroll                                          | \$ 8,955,574    | \$ 9,004,764    | \$ 9,068,656    | \$ 8,865,497    | \$ 8,679,041    | \$ 8,545,188    | \$ 8,307,168    | \$ 7,946,090    |
| Contributions as a percentage of covered-employee payroll           | 0.64%           | 0.74%           | 0.78%           | 0.77%           | 0.84%           | 0.83%           | 0.82%           | 0.81%           |

This schedule is intended to illustrate information for a ten (10) year period. Information for that ten year period will be presented as information becomes available.

**MONITEAU SCHOOL DISTRICT**  
**REQUIRED SUPPLEMENTARY INFORMATION**  
**SCHEDULE OF CHANGES IN THE TOTAL OPEB LIABILITY AND RELATED RATIOS**  
**DISTRICT POST-RETIREMENT HEALTHCARE PLAN**  
**JUNE 30,**

|                                                                  | <u>2024</u>         | <u>2023</u>         | <u>2022</u>         | <u>2021</u>         | <u>2020</u>         | <u>2019</u>         | <u>2018</u>         |
|------------------------------------------------------------------|---------------------|---------------------|---------------------|---------------------|---------------------|---------------------|---------------------|
| Service cost                                                     | \$ 272,658          | \$ 517,329          | \$ 505,797          | \$ 404,061          | \$ 409,425          | \$ 470,683          | \$ 461,676          |
| Interest                                                         | 243,793             | 157,366             | 133,010             | 220,401             | 199,050             | 225,844             | 181,921             |
| Change of Benefit Terms                                          | -                   | -                   | -                   | -                   | -                   | 16,455              | -                   |
| Difference between expected and actual                           | -                   | (159,144)           | -                   | (602,997)           | -                   | (196,262)           | -                   |
| Changes of assumptions or other inputs                           | (43,337)            | (1,135,146)         | (249,817)           | 854,033             | (205,390)           | (401,308)           | (67,157)            |
| Benefit payments                                                 | (305,318)           | (277,678)           | (288,548)           | (500,536)           | (538,011)           | (651,625)           | (704,932)           |
| <b>Net Change in Total OPEB Liability</b>                        | <b>\$ 167,796</b>   | <b>\$ (897,273)</b> | <b>\$ 100,442</b>   | <b>\$ 374,962</b>   | <b>\$ (134,926)</b> | <b>\$ (536,213)</b> | <b>\$ (128,492)</b> |
| <b>Total OPEB Liability - Beginning of Year</b>                  | <b>6,004,762</b>    | <b>6,902,035</b>    | <b>6,801,593</b>    | <b>6,426,631</b>    | <b>6,561,557</b>    | <b>7,097,770</b>    | <b>7,226,262</b>    |
| <b>Total OPEB Liability - End of Year</b>                        | <b>\$ 6,172,558</b> | <b>\$ 6,004,762</b> | <b>\$ 6,902,035</b> | <b>\$ 6,801,593</b> | <b>\$ 6,426,631</b> | <b>\$ 6,561,557</b> | <b>\$ 7,097,770</b> |
| <br>                                                             |                     |                     |                     |                     |                     |                     |                     |
| Covered-employee payroll                                         | \$ 7,212,543        | \$ 7,036,627        | \$ 8,422,340        | \$ 8,422,340        | \$ 7,984,719        | \$ 7,984,719        | \$ 7,687,812        |
| <br>                                                             |                     |                     |                     |                     |                     |                     |                     |
| Total OPEB liability as a percentage of covered-employee payroll | 85.58%              | 85.34%              | 81.95%              | 80.76%              | 80.49%              | 82.18%              | 92.32%              |

This schedule is intended to illustrate information for a ten (10) year period. Information for that ten year period will be presented as information becomes available.

**MONITEAU SCHOOL DISTRICT**  
**NOTES TO REQUIRED SUPPLEMENTARY INFORMATION**  
**JUNE 30, 2024**

**NOTE 1 - FACTORS AND TRENDS USED IN THE ACTUARIAL VALUATION FOR PSERS PENSION BENEFITS**

**Changes in Benefit Terms**

None

**Changes in Assumptions used in the Measurement of PSERS' Total Pension Liability Beginning June 30, 2023**

None

**Changes in Assumptions used in the Measurement of PSERS' Total Pension Liability Beginning June 30, 2022**

None

**Actuarial Assumptions used in Calculations of Actuarially Determined Contributions**

None

**NOTE 2 - FACTORS AND TRENDS USED IN THE ACTUARIAL VALUATION FOR THE PSERS POSTEMPLOYMENT BENEFITS OTHER THAN PENSION BENEFITS (OPEB)**

**Changes in Benefit Terms**

None

**MONITEAU SCHOOL DISTRICT**  
**NOTES TO REQUIRED SUPPLEMENTARY INFORMATION**  
**JUNE 30, 2024**

**NOTE 2 - FACTORS AND TRENDS USED IN THE ACTUARIAL VALUATION FOR THE PSERS POSTEMPLOYMENT BENEFITS OTHER THAN PENSION BENEFITS (OPEB)**  
**(Continued)**

**Changes in Assumptions used in the Measurement of PSERS' Total OPEB Liability Beginning June 30, 2023**

- Investment return went from 4.09% S&P 20 Year Municipal Bond Rate to 4.13% S&P 20 Year Municipal Bond Rate
- The discount rate increased from 4.09% to 4.13%

**Changes in Assumptions used in the Measurement of PSERS' Total OPEB Liability Beginning June 30, 2022**

- Investment return went from 2.18% S&P 20 Year Municipal Bond Rate to 4.09% S&P 20 Year Municipal Bond Rate
- The discount rate decreased from 2.18% to 4.09%

**Changes in Actuarial Assumptions used in Calculations of Actuarially Determined Contributions**

None

**Actuarial Assumptions used in Calculations of Actuarially Determined Contributions**

The following actuarial methods and assumptions were used to determine contribution rates reported in the OPEB required supplementary schedules:

- The results of the actuarial valuation as of June 30, 2021 determined the employer contribution rate for fiscal year 2023.
- Cost Method: Amount necessary to assure solvency of Premium Assistance through the third fiscal year after the valuation date.
- Asset Valuation Method: Market value
- Participation Rate: The actual data for retirees benefiting under the Plan as of June 30, 2021 was used in lieu of the 63% utilization assumption for eligible retirees.
- Mortality Tables for Males and Females, adjusted to reflect PSERS' experience and projected using a modified version of the MP-2015 Mortality Improvement Scale.

**MONITEAU SCHOOL DISTRICT**  
**NOTES TO REQUIRED SUPPLEMENTARY INFORMATION**  
**JUNE 30, 2024**

**NOTE 3 - FACTORS AND TRENDS USED IN THE ACTUARIAL VALUATION FOR THE  
RETIREE OPEB SCHOOL PLAN**

**Changes in Benefit Terms**

- None

**Changes in Assumptions**

- Updated the discount rate from 4.06% at 6/30/2023 to 4.13% at 6/30/2024.

**Actuarial Assumptions used in Calculations of Actuarially Determined  
Contributions**

The actuarial plan does not disclose actuarial assumptions, if applicable, used in the calculations of Actuarially Determined Contributions.

**MONITEAU  
SCHOOL DISTRICT**

***INFORMATION AS REQUIRED BY  
GOVERNMENT AUDITING STANDARDS  
AND UNIFORM GUIDANCE***

**Mark C. Turnley**

---

Certified Public Accountant

**INDEPENDENT AUDITOR'S REPORT ON INTERNAL CONTROL OVER FINANCIAL REPORTING  
AND ON COMPLIANCE AND OTHER MATTERS BASED ON AN AUDIT OF FINANCIAL STATEMENTS  
PERFORMED IN ACCORDANCE WITH GOVERNMENT AUDITING STANDARDS**

**Management and Board of Education  
Moniteau School District**

I have audited, in accordance with the auditing standards generally accepted in the United States of America and the standards applicable to financial audits contained in *Government Auditing Standard* issued by the Comptroller General of the United States, the financial statements of the governmental activities, the business-type activities, each major fund, and the aggregate remaining fund information of the Moniteau School District as of and for the year ended June 30, 2024, and the related notes to the financial statements, which collectively comprise The Moniteau School District's basic financial statements, and have issued my report thereon dated March 31, 2025.

**Report on Internal Control over Financial Reporting**

In planning and performing my audit of the financial statements, I considered the Moniteau School District's internal control over financial reporting (internal control) as a basis for designing audit procedures that are appropriate in the circumstances for the purpose of expressing my opinions on the financial statements, but not for the purpose of expressing an opinion on the effectiveness of the Moniteau School District's internal control. Accordingly, I do not express an opinion on the effectiveness of the Moniteau School District's internal control.

A deficiency in internal control exists when the design or operation of a control does not allow management or employees, in the normal course of performing their assigned functions, to prevent, or detect and correct, misstatements on a timely basis. A material weakness is a deficiency, or a combination of deficiencies, in internal control, such that there is a reasonable possibility that a material misstatement of the Moniteau School District's financial statements will not be prevented or detected and corrected on a timely basis. A significant deficiency is a deficiency, or a combination of deficiencies, in internal control that is less severe than a material weakness, yet important enough to merit attention by those charged with governance.

My consideration of internal control was for the limited purpose described in the first paragraph of this section and was not designed to identify all deficiencies in internal control that might be material weaknesses or significant deficiencies and therefore, material weaknesses or significant deficiencies may exist that were not identified. I identified a deficiency in internal control, described in the accompanying schedule of findings and questioned costs as item 2024-001 that I consider to be a material weakness.



**Management and Board of Education  
Moniteau School District**

**Report on Compliance and Other Matters**

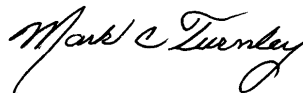
As part of obtaining reasonable assurance about whether the Moniteau School District's financial statements are free of material misstatement, I performed tests of its compliance with certain provisions of laws, regulations, contracts and grant agreements, noncompliance with which could have a direct and material effect on the financial statements. However, providing an opinion on compliance with those provisions was not an objective of my audit, and accordingly, I do not express such an opinion. The results of my tests disclosed an instance of noncompliance or other matters that is required to be reported under *Government Auditing Standards* and which is described in the accompanying schedule of findings and questioned costs as item 2024-001.

**Moniteau School District's Response to Findings**

*Government Auditing Standards* requires the auditor to perform limited procedures on the Moniteau School District's response to the findings identified in my audit and described in the accompanying schedule of findings and questions costs. The Moniteau School District's response was not subjected to the auditing procedures applied in the audit of the financial statements and, accordingly, I express no opinion on the response.

**Purpose of this Report**

The purpose of this report is solely to describe the scope of my testing of internal control and compliance and the results of that testing, and not to provide an opinion on the effectiveness of the Moniteau School District's internal control or on compliance. This report is an integral part of an audit performed in accordance with Government Auditing Standards in considering the Moniteau School District's internal control and compliance. Accordingly, this communication is not suitable for any other purpose.



Mark C. Turnley  
Certified Public Accountant

March 31, 2025  
New Brighton, Pennsylvania

**INDEPENDENT AUDITOR'S REPORT ON COMPLIANCE FOR EACH MAJOR PROGRAM AND ON  
INTERNAL CONTROL OVER COMPLIANCE REQUIRED BY THE UNIFORM GUIDANCE**

**Management and Board of Education  
Moniteau School District**

**REPORT ON COMPLIANCE FOR EACH MAJOR FEDERAL PROGRAM**

**Opinion on Each Major Federal Program**

I have audited Moniteau School District's compliance with the types of compliance requirements identified as subject to audit in the OMB Compliance Supplement that could have a direct and material effect on each of Moniteau School District's major federal programs for the year ended June 30, 2024. Moniteau School District's major federal programs are identified in the summary of auditor's results section of the accompanying schedule of findings and questioned costs.

In my opinion, Moniteau School District complied, in all material aspects, with the types of compliance requirements referred to above that could have a direct and material effect on each of its major federal programs for the year ended June 30, 2024.

**Basis for Opinion on Each Major Federal Program**

I conducted my audit of compliance in accordance with auditing standards generally accepted in the United States of America; The standards applicable to financial audits contained in Government Auditing Standards. Issued by the Comptroller General of the United States; and the audit requirements of Title 2 U.S. Code of Federal Regulations Part 200, Uniform Administrative Requirements, Cost Principles, and Audit Requirements for federal Awards (Uniform Guidance). My responsibilities under those standards and the Uniform Guidance are further described in the Auditor's Responsibilities for the Audit of Compliance section of my report.

I am required to be independent of Moniteau School District and to meet my other ethical responsibilities, in accordance with relevant ethical requirements relating to my audit. I believe that the audit evidence I have obtained is sufficient and appropriate to provide a basis for my opinion on compliance for each major federal program. My audit does not provide a legal determination Moniteau School District's compliance with the compliance requirements referred to above.

**Responsibilities of Management for Compliance**

Management is responsible for compliance with the requirements referred to above and for the design, implementation, and maintenance of effective internal control over compliance with the requirements of laws, statutes, regulations, rules, and provisions of contracts or grant agreements applicable to Moniteau School District's federal programs.

## **Auditor's Responsibilities for the Audit of Compliance**

My objectives are to obtain reasonable assurance about whether material noncompliance with the compliance requirements referred to above occurred, whether due to fraud or error, and express an opinion on Moniteau School District's compliance based on my audit. Reasonable assurance is a high level of assurance but is not absolute assurance and therefore is not a guarantee that an audit conducted in accordance with generally accepted auditing standards, Government Auditing Standards, and the Uniform Guidance will always detect material noncompliance when it exists. The risk of not detecting material noncompliance resulting from fraud is higher than for that resulting from error, as fraud may involve collusion, forgery, intentional omissions, misrepresentations, or the override of internal control. Noncompliance with the compliance requirements referred to above is considered material if there is a substantial likelihood that, individually or in the aggregate, it would influence the judgement made by a reasonable user of the report on compliance about Moniteau School District's compliance with the requirements of each major federal program as a whole.

In performing an audit in accordance with the generally accepted auditing standards, Government Auditing Standards, and the Uniform Guidance, I:

- Exercise professional judgement and maintain professional skepticism throughout the audit.
- Identify and assess the risks of material noncompliance, whether due to fraud or error, and design and perform audit procedures responsive to those risks. Such procedures include examining, on a test basis, evidence regarding Moniteau School District's compliance with the compliance requirements referred to above and performing such other procedures as I considered necessary in the circumstances.
- Obtain an understanding of Moniteau School District's internal control over compliance relevant to the audit in order to design audit procedures that are appropriate in the circumstances and to test and report on internal control over compliance in accordance with the Uniform Guidance, but not for the purpose of expressing an opinion on the effectiveness of Moniteau School District's internal control over compliance. Accordingly, no such opinion is expressed.

I am required to communicate with those charged with governance regarding, among other matters, the planned scope and timing of the audit and any significant deficiencies and material weaknesses in internal control over compliance that I identified during the audit.

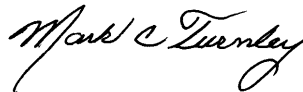
## **Report on Internal Control over Compliance**

A deficiency in internal control over compliance exists when the design or operation of a control over compliance does not allow management or employees, in the normal course of performing their assigned functions, to prevent, or detect and correct, noncompliance with a type of compliance requirement of a federal program on a timely basis. A material weakness in internal control over compliance is a deficiency, or a combination of deficiencies, in internal control over compliance, such that there is a reasonable possibility that material noncompliance with a type of compliance requirement of a federal program will not be prevented, or detected and corrected, on a timely basis. A significant deficiency in internal control over compliance is deficiency, or a combination of deficiencies, in internal control over compliance with a type of compliance requirement of a federal program that is less severe than a material weakness in internal control over compliance, yet important enough to merit attention by those charged with governance.

My consideration of internal control over compliance was for the limited purpose described in the Auditor's Responsibilities for the Audit of Compliance section above and was not designed to identify all deficiencies in internal control over compliance that might be material weaknesses or significant deficiencies in internal control over compliance. Given these limitations, during my audit I did not identify any deficiencies in internal control over compliance that I consider to be material weaknesses, as defined above. However, material weaknesses or significant deficiencies in internal control over compliance may exist that were not identified.

My audit was not designed for the purpose of expressing an opinion on the effectiveness of internal control over compliance. Accordingly, no such opinion is expressed.

The purpose of this report on internal control over compliance is solely to describe the scope of my testing of internal control over compliance and the results of that testing based on the requirements of the Uniform Guidance. Accordingly, this report is not suitable for any other purpose.



Mark C. Turnley  
Certified Public Accountant

March 31, 2025  
New Brighton, Pennsylvania

**MONITEAU SCHOOL DISTRICT  
SCHEDULE OF EXPENDITURES OF FEDERAL AWARDS  
FOR THE YEAR ENDED JUNE 30, 2024**

| FEDERAL GRANTOR / PROJECT TITLE                                                   | FUNDING SOURCE | ASSISTANCE LISTING NUMBER | PASS-THROUGH GRANTOR NUMBER | GRANT PERIOD BEGINNING / ENDING DATE | PROGRAM AWARD AMOUNT | 2023-2024 AMOUNTS PASSED ON TO SUB-RECIPIENTS | TOTAL RECEIVED THIS PERIOD | ACCRUED (UNEARNED) REVENUE JULY 1 | REVENUE RECOGNIZED  | EXPENDITURES        | ACCRUED (UNEARNED) REVENUE JUNE 30 |
|-----------------------------------------------------------------------------------|----------------|---------------------------|-----------------------------|--------------------------------------|----------------------|-----------------------------------------------|----------------------------|-----------------------------------|---------------------|---------------------|------------------------------------|
| <b>U.S. DEPARTMENT OF EDUCATION:</b>                                              |                |                           |                             |                                      |                      |                                               |                            |                                   |                     |                     |                                    |
| <b>Passed through Pa. Department of Education:</b>                                |                |                           |                             |                                      |                      |                                               |                            |                                   |                     |                     |                                    |
| COVID 19 - ARP ESSER III Fund Local                                               | Indirect       | 84.425U                   | 223-210261                  | 3/13/20-9/30/24                      | \$ 2,365,734         | \$ -                                          | \$ 602,187                 | \$ (59,974)                       | \$ 799,731          | \$ 799,731          | \$ 137,570                         |
| COVID 19 - ARP ESSER 7% (Learning Loss)                                           | Indirect       | 84.425U                   | 225-210261                  | 3/13/20-9/30/24                      | 131,337              | -                                             | 85,966                     | 66,438                            | -                   | -                   | (19,528)                           |
| COVID 19 - ARP ESSER 7% (Summer School)                                           | Indirect       | 84.425U                   | 225-210261                  | 3/13/20-9/30/24                      | 26,267               | -                                             | 17,193                     | 21,014                            | -                   | -                   | 3,821                              |
| COVID 19 - ARP ESSER 7% (After School)                                            | Indirect       | 84.425U                   | 225-210261                  | 3/13/20-9/30/24                      | 26,267               | -                                             | 17,193                     | 21,014                            | -                   | -                   | 3,821                              |
| COVID 19 - ARP ESSER Homeless Children and Youth                                  | Indirect       | 84.425W                   | 181-212266                  | 7/1/21-9/30/24                       | 14,524               | -                                             | 9,310                      | 6,557                             | 975                 | 975                 | (1,778)                            |
| <b>Total Passed through Pa. Department of Education</b>                           |                |                           |                             |                                      |                      | <b>\$ -</b>                                   | <b>\$ 731,849</b>          | <b>\$ 55,049</b>                  | <b>\$ 800,706</b>   | <b>\$ 800,706</b>   | <b>\$ 123,906</b>                  |
| <b>Passed through Midwestern Intermediate Unit #4 (Special Education Cluster)</b> |                |                           |                             |                                      |                      |                                               |                            |                                   |                     |                     |                                    |
| IDEA                                                                              | Indirect       | 84.027                    | 062-200004                  | 7/1/23-9/30/24                       | \$ 221,503           | \$ -                                          | \$ -                       | \$ -                              | \$ 221,503          | \$ 221,503          | \$ 221,503                         |
| IDEA - Section 619                                                                | Indirect       | 84.173                    | 131-200004                  | 7/1/23-6/30/24                       | 878                  | -                                             | -                          | -                                 | 878                 | 878                 | 878                                |
| IDEA                                                                              | Indirect       | 84.027                    | 062-200004                  | 7/1/22-9/30/23                       | 255,139              | -                                             | 255,139                    | 255,139                           | -                   | -                   | -                                  |
| IDEA - Section 619                                                                | Indirect       | 84.173                    | 131-200004                  | 7/1/22-6/30/23                       | 2,345                | -                                             | 2,345                      | 2,345                             | -                   | -                   | -                                  |
| <b>Total Passed through from Midwestern Intermediate Unit #4</b>                  |                |                           |                             |                                      |                      | <b>\$ -</b>                                   | <b>\$ 257,484</b>          | <b>\$ 257,484</b>                 | <b>\$ 222,381</b>   | <b>\$ 222,381</b>   | <b>\$ 222,381</b>                  |
| <b>Total Special Education Cluster</b>                                            |                |                           |                             |                                      |                      | <b>\$ -</b>                                   | <b>\$ 257,484</b>          | <b>\$ 257,484</b>                 | <b>\$ 222,381</b>   | <b>\$ 222,381</b>   | <b>\$ 222,381</b>                  |
| <b>TOTAL U.S. DEPARTMENT OF EDUCATION</b>                                         |                |                           |                             |                                      |                      | <b>\$ -</b>                                   | <b>\$ 989,333</b>          | <b>\$ 312,533</b>                 | <b>\$ 1,023,087</b> | <b>\$ 1,023,087</b> | <b>\$ 346,287</b>                  |
| <b>U.S. DEPARTMENT OF HEALTH AND HUMAN SERVICES:</b>                              |                |                           |                             |                                      |                      |                                               |                            |                                   |                     |                     |                                    |
| <b>Passed through Pa. Department of Human Services:</b>                           |                |                           |                             |                                      |                      |                                               |                            |                                   |                     |                     |                                    |
| Title 19                                                                          | Indirect       | 93.778                    | N/A                         | 7/1/23-6/30/24                       | N/A                  | \$ -                                          | \$ -                       | \$ -                              | \$ 4,074            | \$ 4,074            | \$ 4,074                           |
| Title 19                                                                          | Indirect       | 93.778                    | N/A                         | 7/1/22-6/30/23                       | N/A                  | -                                             | 3,179                      | 3,179                             | -                   | -                   | -                                  |
| <b>Total Passed through Pa. Department of Human Services</b>                      |                |                           |                             |                                      |                      | <b>\$ -</b>                                   | <b>\$ 3,179</b>            | <b>\$ 3,179</b>                   | <b>\$ 4,074</b>     | <b>\$ 4,074</b>     | <b>\$ 4,074</b>                    |
| <b>TOTAL U.S. DEPARTMENT OF HEALTH AND HUMAN SERVICES</b>                         |                |                           |                             |                                      |                      | <b>\$ -</b>                                   | <b>\$ 3,179</b>            | <b>\$ 3,179</b>                   | <b>\$ 4,074</b>     | <b>\$ 4,074</b>     | <b>\$ 4,074</b>                    |
| <b>U.S. DEPARTMENT OF AGRICULTURE:</b>                                            |                |                           |                             |                                      |                      |                                               |                            |                                   |                     |                     |                                    |
| <b>Passed through Pa. Department of Education: (Child Nutrition Cluster)</b>      |                |                           |                             |                                      |                      |                                               |                            |                                   |                     |                     |                                    |
| National School Lunch Program                                                     | Indirect       | 10.555                    | N/A                         | 7/1/23-6/30/24                       | N/A                  | \$ -                                          | \$ 471,991                 | \$ -                              | \$ 471,991          | \$ 471,991          | (1) \$ -                           |
| Breakfast Program                                                                 | Indirect       | 10.553                    | N/A                         | 7/1/23-6/30/24                       | N/A                  | -                                             | 208,131                    | -                                 | 208,131             | 208,131             | (1) -                              |
| Supply Chain Assistance                                                           | Indirect       | 10.555                    | N/A                         | 7/1/23-6/30/24                       | N/A                  | -                                             | 30,900                     | -                                 | 30,900              | 30,900              | (1) -                              |
| <b>Total passed through Pa. Department of Education</b>                           |                |                           |                             |                                      |                      | <b>\$ -</b>                                   | <b>\$ 711,022</b>          | <b>\$ -</b>                       | <b>\$ 711,022</b>   | <b>\$ 711,022</b>   | <b>\$ -</b>                        |
| <b>Passed through Pa. Department of Agriculture: (Child Nutrition Cluster)</b>    |                |                           |                             |                                      |                      |                                               |                            |                                   |                     |                     |                                    |
| National School Lunch Program                                                     | Indirect       | 10.555                    | N/A                         | 7/1/23-6/30/24                       | N/A                  | \$ -                                          | \$ 79,513                  | \$ -                              | \$ 79,513           | \$ 79,513           | (1) \$ -                           |
| <b>Total passed through Pa. Department of Agriculture</b>                         |                |                           |                             |                                      |                      | <b>\$ -</b>                                   | <b>\$ 79,513</b>           | <b>\$ -</b>                       | <b>\$ 79,513</b>    | <b>\$ 79,513</b>    | <b>\$ -</b>                        |
| <b>TOTAL U.S. DEPARTMENT OF AGRICULTURE (Child Nutrition Cluster)</b>             |                |                           |                             |                                      |                      | <b>\$ -</b>                                   | <b>\$ 790,535</b>          | <b>\$ -</b>                       | <b>\$ 790,535</b>   | <b>\$ 790,535</b>   | <b>\$ -</b>                        |
| <b>Passed through Pa. Department of Education:</b>                                |                |                           |                             |                                      |                      |                                               |                            |                                   |                     |                     |                                    |
| P-EBT Local Admin Funds                                                           | Indirect       | 10.649                    | N/A                         | 7/1/23-6/30/24                       | N/A                  | \$ -                                          | \$ 3,256                   | \$ -                              | \$ 3,256            | \$ 3,256            | \$ -                               |
| <b>Total passed through Pa. Department of Education</b>                           |                |                           |                             |                                      |                      | <b>\$ -</b>                                   | <b>\$ 3,256</b>            | <b>\$ -</b>                       | <b>\$ 3,256</b>     | <b>\$ 3,256</b>     | <b>\$ -</b>                        |
| <b>TOTAL U.S. DEPARTMENT OF AGRICULTURE</b>                                       |                |                           |                             |                                      |                      | <b>\$ -</b>                                   | <b>\$ 793,791</b>          | <b>\$ -</b>                       | <b>\$ 793,791</b>   | <b>\$ 793,791</b>   | <b>\$ -</b>                        |
| <b>TOTAL FEDERAL ASSISTANCE</b>                                                   |                |                           |                             |                                      |                      | <b>\$ -</b>                                   | <b>\$ 1,786,303</b>        | <b>\$ 315,712</b>                 | <b>\$ 1,820,952</b> | <b>\$ 1,820,952</b> | <b>\$ 350,361</b>                  |

**# Reconciliation with federal subsidy confirmation:**

|                                               |                     |
|-----------------------------------------------|---------------------|
| Per above                                     | \$ 1,786,303        |
| School Lunch/Breakfast matching state subsidy | 106,452             |
| Donated commodities                           | (79,513)            |
| IDEA                                          | (257,484)           |
| Medical Assistance - Access                   | 34,912              |
| Title 19                                      | (3,179)             |
| <b>Per confirmation</b>                       | <b>\$ 1,587,491</b> |

(1) Denotes Major Programs

**MONITEAU SCHOOL DISTRICT**  
**NOTES TO SCHEDULE OF EXPENDITURES OF FEDERAL AWARDS**  
**JUNE 30, 2024**

**NOTE 1 – BASIS OF PRESENTATION**

The accompanying schedule of expenditures of federal awards (the 'Schedule') includes the federal grant activity administered by the Moniteau School District for the year ended June 30, 2024. The information in this schedule is presented in accordance with the requirements of Title 2 U.S. *Code of Federal Regulations* Part 200, *Uniform Administrative Requirements, Cost Principles, and Audit Requirements for Federal Awards (Uniform Grant Guidance – UGG)*. Because the Schedule presents only a selected portion of the operations of the School District, it is not intended to and does not present the financial position or changes in net position of the Moniteau School District.

**NOTE 2 – SUMMARY OF SIGNIFICANT ACCOUNTING POLICIES**

**BASIS OF ACCOUNTING**

Expenditures reported on the Schedule are presented using the accrual method of accounting. Under this method, grant revenue is recognized to the extent expenditures are incurred. Expenditures are recognized when the liability for the expenditure is incurred rather than when the disbursement is actually made.

The federal expenditures are recognized, as applicable, under the cost principles contained in Title 2 U.S. *Code of Federal Regulations* Part 200, *Uniform Administrative Requirements, Cost Principles and Audit Requirements for Federal Awards*, wherein certain types of expenditures are not allowable or limited to reimbursement.

**NOTE 3 - RELATIONSHIP TO FINANCIAL STATEMENTS**

Federal financial award revenues are included in the financial statements as 'local source' and 'federal source' revenues.

**NOTE 4 – RECEIVABLES AND UNEARNED REVENUE**

Federal grants receivable are included as part of 'due from other governments' in Exhibit A and Exhibit C as referenced in Note 4 to the Financial Statements. Unearned federal grant revenue, if any, is included as part of 'unearned revenue' in Exhibit A and Exhibit C and is referenced in Note 6 to the Financial Statements.

**NOTE 5 - NON-CASH ASSISTANCE**

The Moniteau School District received donated commodities from the Department of Agriculture in connection with its food service program. The amount of non-cash assistance expended in the accompanying schedule of expenditures of federal awards reflects the fair market value of the commodities used during the 2023-2024 fiscal year.

**MONITEAU SCHOOL DISTRICT**  
**NOTES TO SCHEDULE OF EXPENDITURES OF FEDERAL AWARDS**  
**JUNE 30, 2024**

**NOTE 6 – INDIRECT COST RATE**

The District has elected not to use the 10% de minimis indirect cost rate allowed under the Uniform Guidance.

**NOTE 7 – PCCD FUNDING EXPLANATION**

The financial activity related to the Pennsylvania Commission on Crime and Delinquency (PCCD) grant #2020-ES-01-35157 (ALN-84.425D) for the Moniteau School District's fiscal years ending June 30, 2022 and June 30, 2023 was erroneously reflected on the financial records of the District as State funds. Therefore, the financial activity for this grant for both fiscal years was not reflected on the Schedule of Expenditures of Federal Awards (SEFA). The grant expenditures for the PCCD should have been reported in the amount of \$34,333 on the fiscal year 2021-2022 SEFA with a corresponding receivable due the District in that same amount as of June 30, 2022. The fiscal year ended June 30, 2023 SEFA of the District should have reported the actual receipt of the outstanding receivable to close out the grant with no expenditures reflected on the 2022-2023 SEFA.

**MONITEAU SCHOOL DISTRICT**  
**SCHEDULE OF FINDINGS AND QUESTIONED COSTS**  
**FOR THE YEAR ENDED JUNE 30, 2024**

**Section I – Summary of Auditor’s Results**

**Financial Statements**

Type of auditor’s report issued Unmodified

Internal control over financial reporting:

- Material weakness(es) identified?   X   yes      no
- Significant deficiency(ies) identified?      yes   X   no

Noncompliance material to financial statements noted?   X   yes      no

**Federal Awards**

Internal control over major programs:

- Material weakness(es) identified?      yes   X   no
- Significant deficiency(ies) identified?      yes   X   no

Type of auditor’s report issued on compliance for major programs Unmodified

Any audit findings disclosed that are required to be reported in accordance with 2 CFR 200.516(a)?      yes   X   no

Identification of major programs:

| <b><u>Assistance Listing Number</u></b> | <b><u>Name of Federal Program or Cluster</u></b>        |
|-----------------------------------------|---------------------------------------------------------|
| 10.555                                  | National School Lunch Program (Child Nutrition Cluster) |
| 10.553                                  | School Breakfast Program (Child Nutrition Cluster)      |

The dollar threshold for distinguishing type A and type B programs:

|                |                        |
|----------------|------------------------|
| Type A Program | \$750,000-\$25,000,000 |
| Type B Program | Less than \$750,000    |

Auditee qualified as low-risk auditee?      yes   X   no

**Section II – Financial Statement Findings**

Findings related to the financial statements which are required to be reported in accordance with Government Auditing Standards.

• **FINDING 2024-001 – RECONCILIATION OF BALANCE SHEET ACCOUNTS**

**CONDITION:** During the 2023-2024 fiscal year, the School District did not record the necessary adjustments to properly reconcile balance sheet accounts, such as cash, receivables, payables, and payroll-related liabilities to the underlying supporting documentation available at the School District. As a result, the balance sheet amounts, particularly at year-end were materially misstated. In addition, corresponding revenue and expenditure accounts line-items related to these particular balance sheet accounts were also inaccurately stated.



**MONITEAU SCHOOL DISTRICT**  
**SCHEDULE OF FINDINGS AND QUESTIONED COSTS**  
**FOR THE YEAR ENDED JUNE 30, 2024**

**Section II – Financial Statement Findings**

Findings related to the financial statements which are required to be reported in accordance with Government Auditing Standards.

- **FINDING 2024-001 – RECONCILIATION OF BALANCE SHEET ACCOUNTS (Continued)**

**CRITERIA:** Prudent internal control procedures in the areas of general ledger management and financial reporting include the reconciliation of all general ledger account balances to underlying supporting documentation monthly with independent oversight and approval as part of the process.

**EFFECT:** The lack of procedures in place for reconciling balance sheet accounts throughout the fiscal year, with independent oversight, **1)** reduces the School District’s internal control over the financial reporting processes, **2)** exposes the School District to inaccurate financial reporting to management and the Board of Education for decision-making purposes, and **3)** increases the potential for irregularities that may result (unintentional or otherwise) that are not detected in a timely manner. Had these reconciliations been performed, duplicate postings, non-postings, and inaccurate postings to the School District’s various general ledgers could have been detected and corrected in a timely manner to enhance internal controls and financial reporting in this important area of financial management.

**CAUSE:** The School District’s business office personnel perform a variety of duties such as accounting for deposits, invoice processing, preparation of payroll, and posting of financial transactions to the School District’s general ledgers. However, no individual with the necessary requisite skills to properly maintain the month and year end balances of the various general ledger accounts performs the reconciliation functions for the individual balance sheet, revenue and expenditure line-items.

**RECOMMENDATION:** I am recommending that the management of the School District establish written procedures for all accounting functions, but most notably for recording the necessary adjustments to the District’s general ledgers throughout the fiscal year (monthly) to ensure that all balance sheet account balances, and corresponding revenue and expenditure accounts are supported by the underlying documentation available at the School District. It is anticipated that additional training will be required for in-house personnel to perform this function, or the School District may want to consider contracting these services to a third-party professional with the expertise to perform these functions for the School District on a monthly or quarterly basis throughout the year. These procedures should significantly enhance the internal control over the financial accounting and reporting process relative to the School District’s general ledgers for each Fund.

**VIEWS OF RESPONSIBLE OFFICIALS:** The School District concurs with the above noted finding and addresses this issue in the ‘Corrective Action Plan’ included within this report.

**III – Federal Award Findings and Questioned Costs**

None



# Moniteau School District

Administrative Offices  
1810 West Sunbury Road  
West Sunbury, PA 16061  
(724) 637-2117  
Fax (724) 637-3862

---

## CORRECTIVE ACTION PLAN

The Moniteau School District respectfully submits the following corrective action plan for the year ending June 30, 2024.

### **Name and Address of the Independent Public Accounting Firm:**

Mark C. Turnley, Certified Public Accountant  
1000 3<sup>rd</sup> Avenue  
New Brighton, Pa. 15066

**Audit Period:** July 1, 2023 through June 30, 2024

The findings for the year ended June 30, 2024 as presented in the Schedule of Findings and Questioned Costs – Section II – Financial Statement Findings, and Moniteau School District's planned corrective action plan are as follows:

- **FINDING 2024-001 – RECONCILIATION OF BALANCE SHEET ACCOUNTS**

**CONDITION:** During the 2023-2024 fiscal year, the School District did not record the necessary adjustments to properly reconcile balance sheet accounts, such as cash, receivables, payables, and payroll-related liabilities to the underlying supporting documentation available at the School District. As a result, the balance sheet amounts, particularly at year-end were materially misstated. In addition, corresponding revenue and expenditure accounts line-items related to these particular balance sheet accounts were also inaccurately stated.

**CRITERIA:** Prudent internal control procedures in the areas of general ledger management and financial reporting include the reconciliation of all general ledger account balances to underlying supporting documentation monthly with independent oversight and approval as part of the process.

**RECOMMENDATION:** I am recommending that the management of the School District establish written procedures for all accounting functions, but most notably for recording the necessary adjustments to the District's general ledgers throughout the fiscal year (monthly) to ensure that all balance sheet account balances, and corresponding revenue and expenditure accounts are supported by the underlying documentation available at the School District. It is anticipated that additional training will be required for in-house personnel to perform this function, or the School District may want to consider contracting these services to a third-party professional with the expertise to perform these functions for the School District on a monthly or quarterly basis throughout the year. These procedures should significantly enhance the internal control over the financial accounting and reporting process relative to the School District's general ledgers for each Fund.

**CORRECTIVE ACTION PLAN**  
**(Continued)**

- **FINDING 2024-001 – RECONCILIATION OF BALANCE SHEET ACCOUNTS (Continued)**

**MANAGEMENT’S CORRECTIVE ACTION PLAN:** Management of the School District will review the recommended options as presented by the Audit Firm’s recommendation for feasibility considering current manpower, expertise, and budgetary constraints. In addition, the School District plans to ensure that written procedures for all accounting functions are implemented, reviewed and updated as necessary with the objective of ensuring that all balance sheet account balances are supported by the underlying documentation available at the School District. The timeframe for completion of this review will occur effective immediately and continue throughout the 2025-2026 fiscal year with the intention of having written procedures in place and manpower trained to perform the recommended reconciliation procedures throughout the School District’s fiscal year.

**District Officials Responsible for the Implementation of the Corrective Action Plan:**

Aubrie Schnelle, Superintendent, and Austin Blausler, Business Manager

**MONITEAU SCHOOL DISTRICT**  
**STATUS OF PRIOR YEAR AUDIT FINDINGS**  
**FOR THE YEAR ENDED JUNE 30, 2024**

The audit report of the Moniteau School District for the year ended June 30, 2023, dated July 11, 2024, contained the following findings:

**DEPARTMENT OF EDUCATION:**

- **FINDING 2023-001 – PROCUREMENT PROCEDURES**

**AMERICAN RESCUE PLAN (ARP) ELEMENTARY AND SECONDARY SCHOOL  
EMERGENCY RELIEF FUND (ESSER III) - ALN 84.425U**

**CONDITION:** The Moniteau School District contracted a third-party vendor (Smart Solutions Technologies) for technology equipment (Smart Boards and Mobile Carts) for the District which exceeded the threshold for competitive procurement. The District was unable to provide documentation to verify that the third-party procurement contract was competitively procured, such as a bid evaluation and public solicitation. This is a repeat finding (2022-001) from prior fiscal year.

**CRITERIA:** 24 Pa. Statutes 751 of the Public School Code and Section 2 CFR 200.318(i) of the Uniform Guidance prescribes the bidding requirements for equipment, supplies, and work of any nature made by a school district whereby the cost exceeds certain dollar thresholds as adjusted annually for an inflation index. As specified in 2 CFR 200.318(i) of the Uniform Guidance, the District must maintain sufficient records to detail the history of procurement. These records will include, but are not necessarily limited to, the following: rationale for the method of procurement, selection of contract type, contractor selection or rejection, and the basis for the contract price.

**RECOMMENDATION:** I am recommending that the management of the School District review and update as necessary its procurement policies to ensure retention of the appropriate procurement documentation, in all instances, so as to comply with all applicable sections of the Uniform Guidance, specifically, Section 2 CFR 200.318(i) of the Uniform Guidance. In addition, I recommend that management contact the PA Department of Education, explain the circumstances and oversight, and seek direction as to the allowability of this program cost in writing for their permanent files.

**CURRENT STATUS:** School District management has reviewed and updated its procurement policies, and oversight procedures, to ensure retention of the appropriate procurement documentation so as to comply with Section 2 CFR 200.318(i) of the Uniform Guidance.

- **FINDING 2023-002 – PROCUREMENT PROCEDURES**

**AMERICAN RESCUE PLAN (ARP) ELEMENTARY AND SECONDARY SCHOOL  
EMERGENCY RELIEF FUND (ESSER III and ESSER 7%) - ALN 84.425U**

**CONDITION:** During my review of the District's compliance with the requirements for noncompetitive procurement, I noted the District did not document its rationale for purchases made from 'Associates in Counseling'.

**MONITEAU SCHOOL DISTRICT**  
**STATUS OF PRIOR YEAR AUDIT FINDINGS**  
**FOR THE YEAR ENDED JUNE 30, 2024**

**DEPARTMENT OF EDUCATION: (Continued)**

- **FINDING 2023-002 – PROCUREMENT PROCEDURES (Continued)**

**AMERICAN RESCUE PLAN (ARP) ELEMENTARY AND SECONDARY SCHOOL  
EMERGENCY RELIEF FUND (ESSER III and ESSER 7%) - ALN 84.425U**

**CRITERIA:** In accordance with Section 2 CFR 200.318(i) of the Uniform Guidance, the District must maintain records sufficient to detail the history of procurement. These records include but are not limited to the rationale for the method of procurement, selection of contract type, contractor selection or rejection, and the basis for the contract price. Furthermore, Section 2 CFR 200.320(c') of the Uniform Guidance details five (5) circumstances in which noncompetitive procurement can be used.

**RECOMMENDATION:** I recommend that for all future purchases involving noncompetitive procurement, the District adhere to the requirements of **1)** the District's Procurement Policy for Federal Programs (#626), and **2)** Section 2 CFR 200.320(c) of the Uniform Guidance.

**CURRENT STATUS:** School District management has implemented oversight procedures to ensure compliance with **1)** the District's Procurement Policy for Federal Programs (#626), and **2)** Section 2 CFR 200.320(c) of the Uniform Guidance regarding noncompetitive procurement.

- **FINDING 2023-003 – REPORTING**

**ELEMENTARY AND SECONDARY SCHOOL EMERGENCY RELIEF FUND (ESSER)  
ALN 84.425D**

**CONDITION:** During my review of the District's compliance with the laws and regulations related to filing its federal grant program Final Expenditure Reports (FER), I noted that the School District did not file the Final Expenditure Report for the ESSER I grant program. The report was required to be filed with the Pennsylvania Department of Education (PDE) no later than 90 days after the end date of the grant period (September 30, 2022), or within 30 days of expending all grant funding.

**CRITERIA:** The Department of Education requires the completion and submission of a 'Final Expenditure Report' (FER) within 30 days of expending all grant funding. In addition, Section 2 CFR 200.344 of the Uniform Guidance requires the submission of financial reports no later than 90 calendar days after the end date of the grant period for performance.

**RECOMMENDATION:** I recommend that the District develop fiscal procedures to ensure that 'Final Expenditure Reports' for future fiscal years are completed and filed in a timely manner based on supporting financial information obtained from the District's business office, in order to **1)** comply with PDE reporting requirements for the District's applicable federal programs, and **2)** to avoid any future sanctions or withholding of grant monies from PDE as a result of not filing these reports in a timely manner.

**MONITEAU SCHOOL DISTRICT**  
**STATUS OF PRIOR YEAR AUDIT FINDINGS**  
**FOR THE YEAR ENDED JUNE 30, 2024**

- **FINDING 2023-003 – REPORTING (Continued)**

**ELEMENTARY AND SECONDARY SCHOOL EMERGENCY RELIEF FUND (ESSER)  
ALN 84.425D**

**CURRENT STATUS:** School District management has implemented oversight fiscal procedures to ensure that 'Final Expenditure Reports' for future fiscal years are completed and filed in a timely manner based on supporting financial information obtained from the District's business office, in order to **1)** comply with PDE reporting requirements for the District's applicable federal programs, and **2)** to avoid any future sanctions or withholding of grant monies from PDE as a result of not filing these reports in a timely manner.